

酸化チタン（ナノ粒子、アナターゼ型）の
ラットを用いた吸入による 13 週間毒性試験報告書





試験番号：0863

PHOTOGRAPHS





PHOTOGRAPHS

- PHOTOGRAPH 1 SEM IMAGE OF TITANIUM DIOXIDE COLLECTED FROM EXPOSURE CHAMBER:1-WEEK ON ADIMISTRATION
- PHOTOGRAPH 2 SEM IMAGE OF TITANIUM DIOXIDE COLLECTED FROM EXPOSURE CHAMBER:6-WEEK ON ADIMISTRATION
- PHOTOGRAPH 3 SEM IMAGE OF TITANIUM DIOXIDE COLLECTED FROM EXPOSURE CHAMBER:13-WEEK ON ADIMISTRATION

PHOTOGRAPH 1 SEM IMAGE OF TITANIUM DIOXIDE COLLECTED FROM EXPOSURE CHAMBER: 1-WEEK ON ADMINISTRATION



PHOTOGRAPH 2 SEM IMAGE OF TITANIUM DIOXIDE COLLECTED FROM EXPOSURE CHAMBER: 6-WEEK ON ADMINISTRATION



PHOTOGRAPH 3 SEM IMAGE OF TITANIUM DIOXIDE COLLECTED FROM EXPOSURE CHAMBER:13-WEEK ON ADMINISTRATION

