

メタクリル酸 = 2,3 エポキシプロピルのマウスを用いた  
吸入によるがん原性試験報告書

試験番号 : 0795

# FIGURES

## FIGURES

- FIGURE 1 SURVIVAL ANIMAL RATE OF MALE MICE IN THE 2-YEAR INHALATION STUDY OF 2,3-EPOXYPROPYL METHACRYLATE
- FIGURE 2 SURVIVAL ANIMAL RATE OF FEMALE MICE IN THE 2-YEAR INHALATION STUDY OF 2,3-EPOXYPROPYL METHACRYLATE
- FIGURE 3 BODY WEIGHT CHANGES OF MALE MICE IN THE 2-YEAR INHALATION STUDY OF 2,3-EPOXYPROPYL METHACRYLATE
- FIGURE 4 BODY WEIGHT CHANGES OF FEMALE MICE IN THE 2-YEAR INHALATION STUDY OF 2,3-EPOXYPROPYL METHACRYLATE
- FIGURE 5 FOOD CONSUMPTION CHANGES OF MALE MICE IN THE 2-YEAR INHALATION STUDY OF 2,3-EPOXYPROPYL METHACRYLATE
- FIGURE 6 FOOD CONSUMPTION CHANGES OF FEMALE MICE IN THE 2-YEAR INHALATION STUDY OF 2,3-EPOXYPROPYL METHACRYLATE

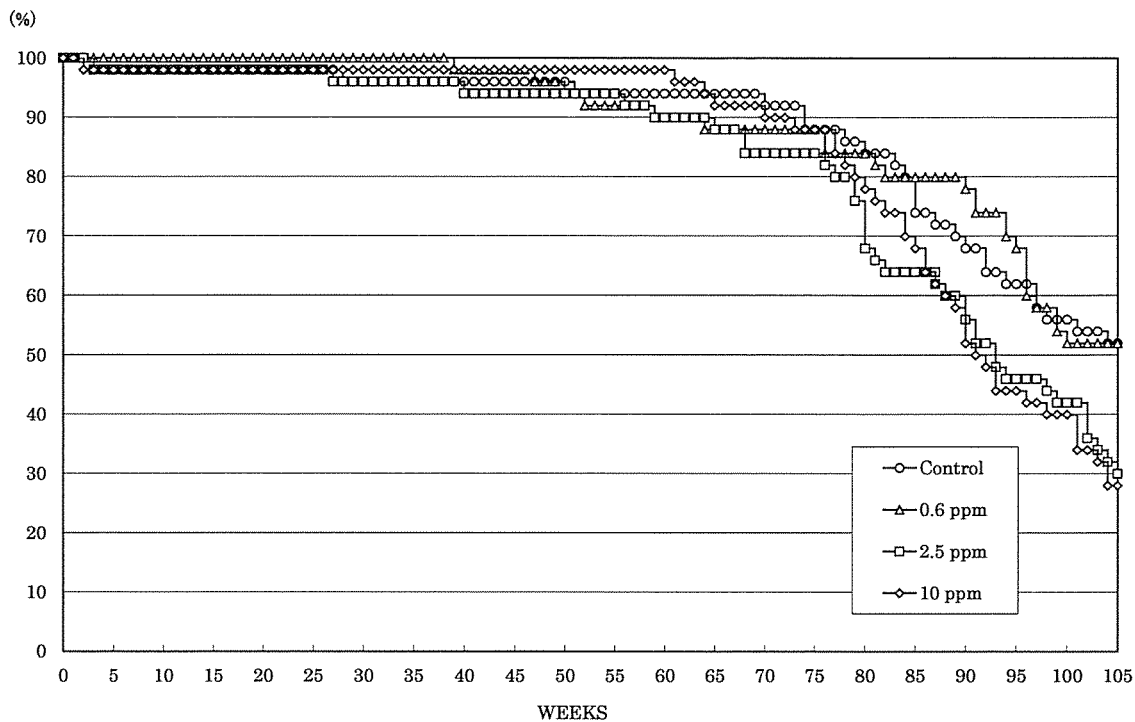


FIGURE 1 SURVIVAL ANIMAL RATE OF MALE MICE IN THE 2-YEAR INHALATION STUDY OF 2,3-EPOXYPROPYL METHACRYLATE

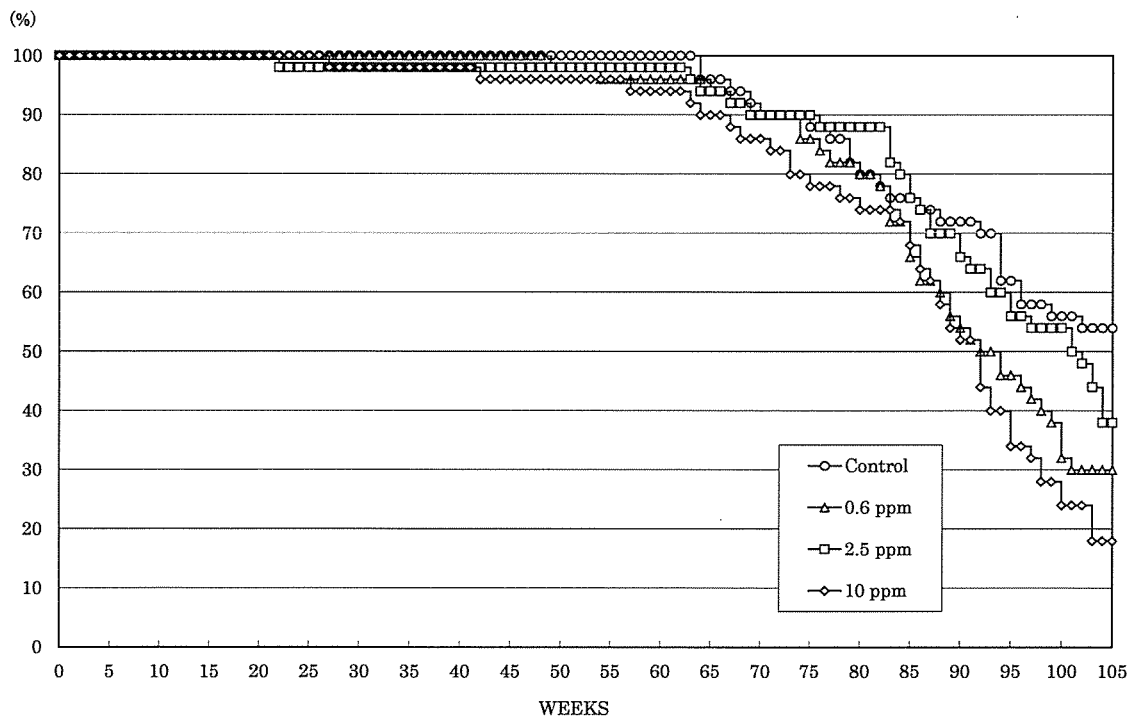


FIGURE 2 SURVIVAL ANIMAL RATE OF FEMALE MICE IN THE 2-YEAR INHALATION STUDY OF 2,3-EPOXYPROPYL METHACRYLATE

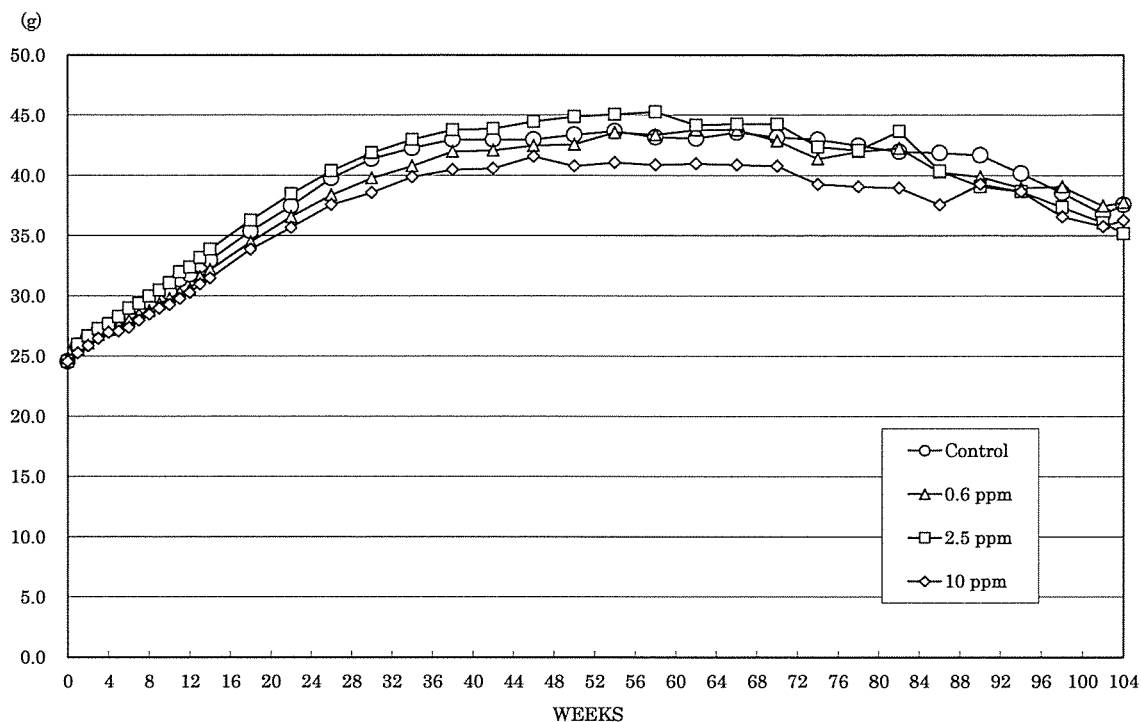


FIGURE 3 BODY WEIGHT CHANGES OF MALE MICE IN THE 2-YEAR INHALATION STUDY OF 2,3-EPOXYPROPYL METHACRYLATE

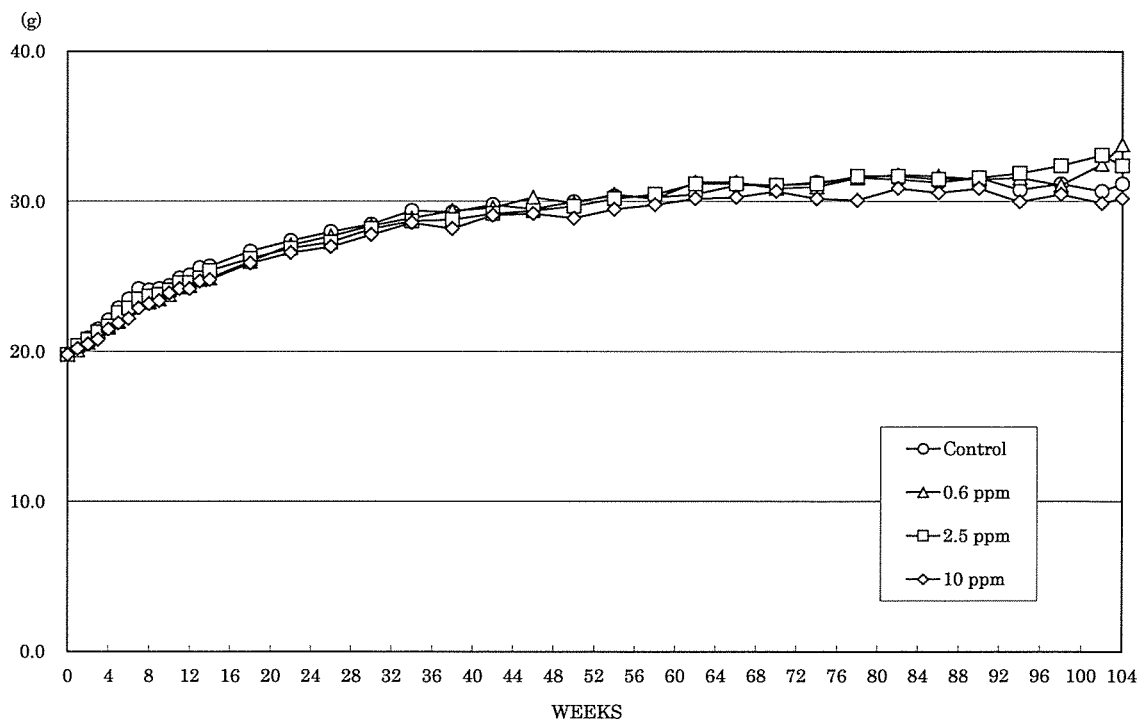


FIGURE 4 BODY WEIGHT CHANGES OF FEMALE MICE IN THE 2-YEAR INHALATION STUDY OF 2,3-EPOXYPROPYL METHACRYLATE

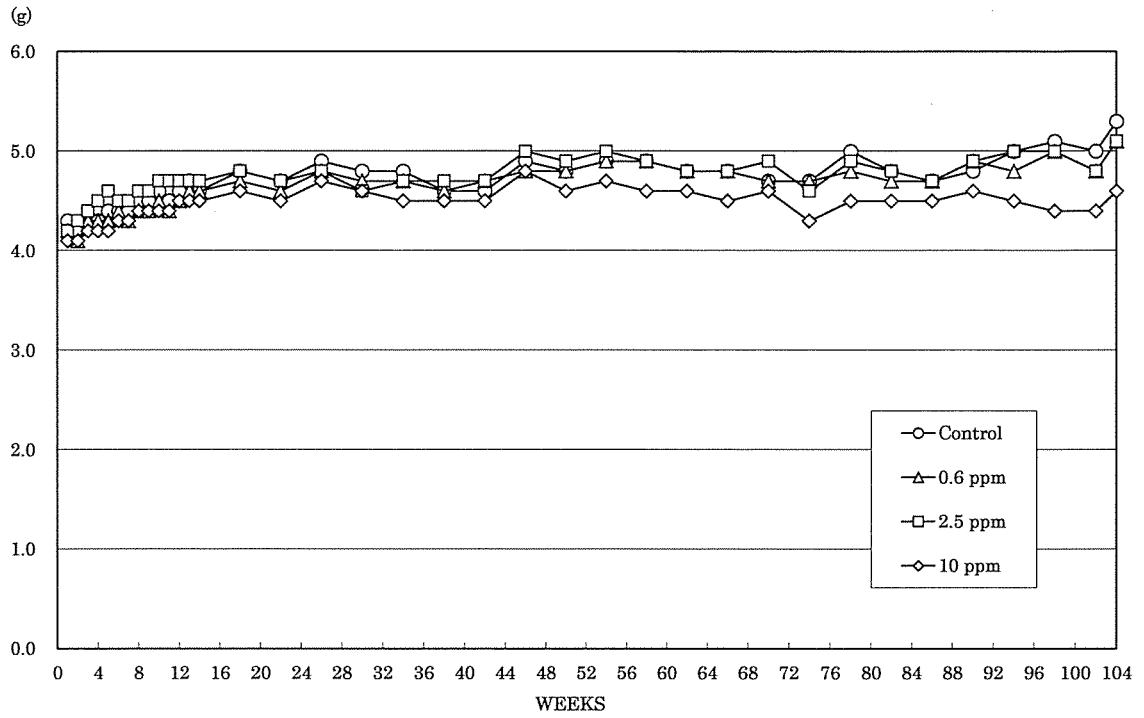


FIGURE 5 FOOD CONSUMPTION CHANGES OF MALE MICE IN THE 2-YEAR INHALATION STUDY OF 2,3-EPOXYPROPYL METHACRYLATE

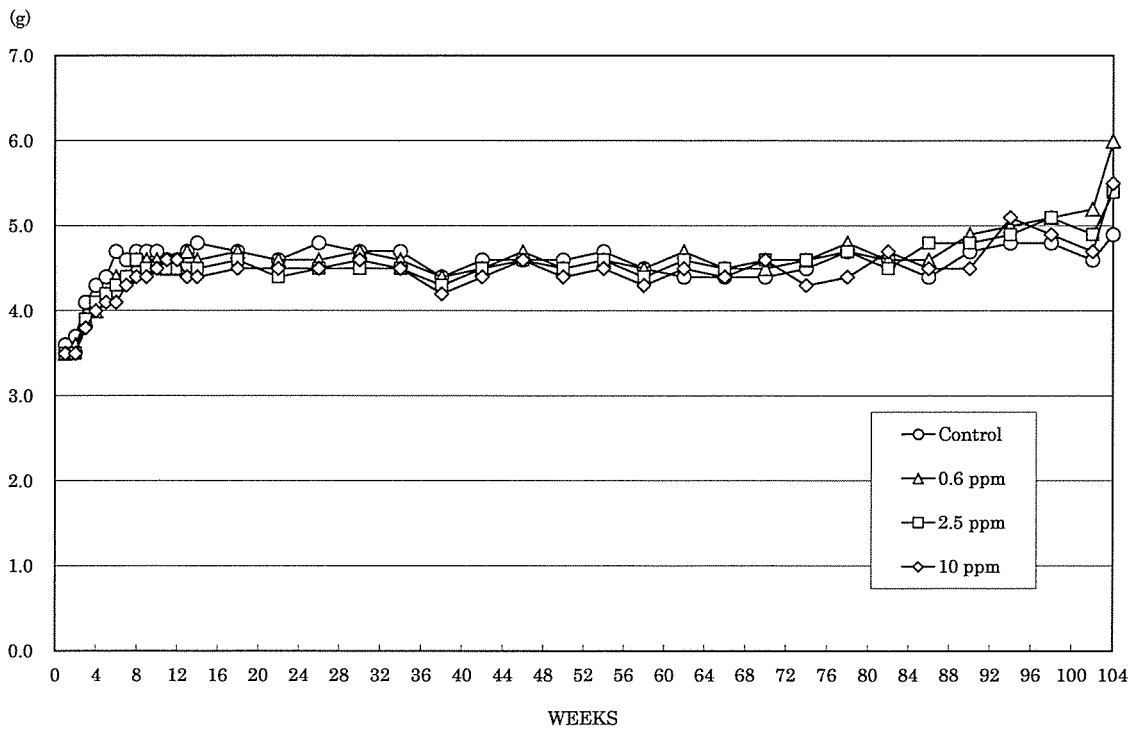


FIGURE 6 FOOD CONSUMPTION CHANGES OF FEMALE MICE IN THE 2-YEAR INHALATION STUDY OF 2,3-EPOXYPROPYL METHACRYLATE