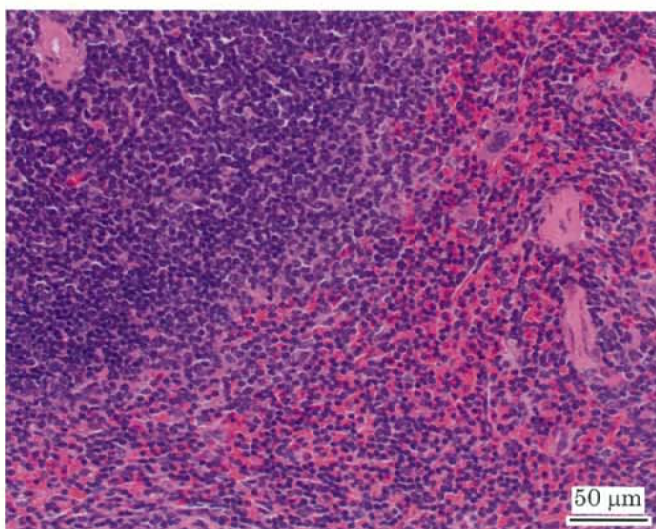


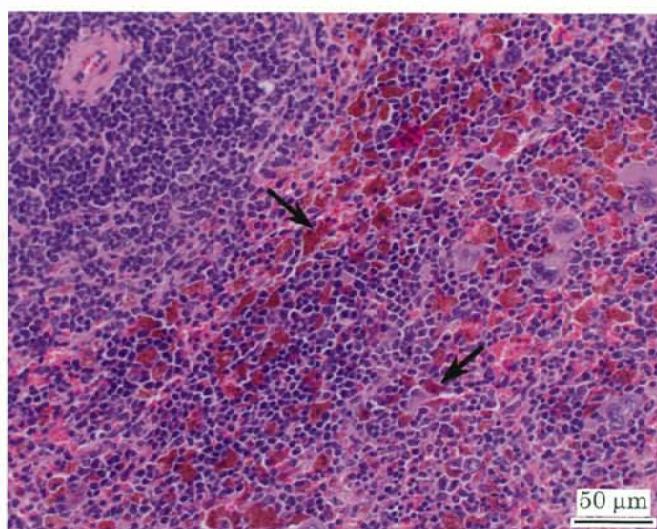
3-アミノフェノールのマウスを用いた  
経口投与によるがん原性試験（混水試験）報告書

試験番号：0712

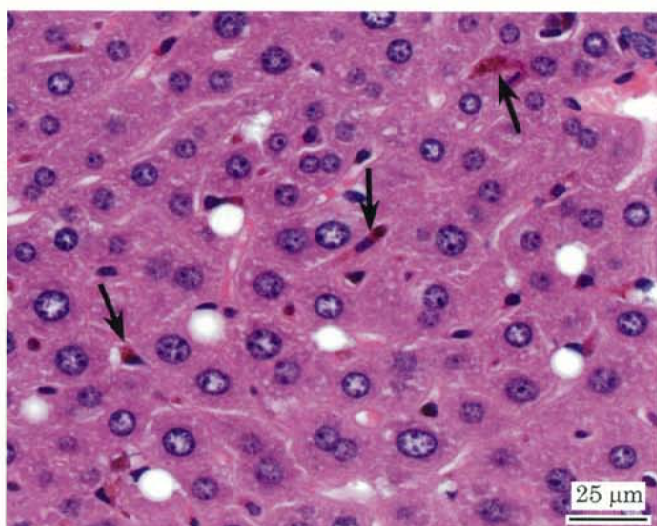
# PHOTOGRAPHS



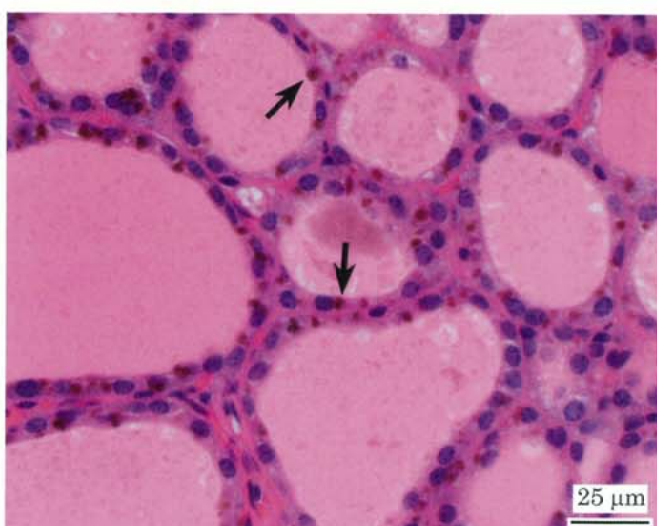
Photograph 1  
Spleen: Normal  
Mouse, Male, Control, Animal No. 0712-1001 (H&E)



Photograph 2  
Spleen: Deposit of hemosiderin (Arrows) and  
extramedullary hematopoiesis  
Mouse, Male, 2500 ppm, Animal No. 0712-1301 (H&E)



Photograph 3  
Liver: Deposit of brown pigment (Arrows)  
Mouse, Male, 2500 ppm, Animal No. 0712-1301 (H&E)



Photograph 4  
Thyroid: Deposit of brown pigment (Arrows)  
Mouse, Female, 2500 ppm, Animal No. 0712-2336 (H&E)