

2,4-ジクロロ-1-ニトロベンゼンのマウスを用いた
経口投与によるがん原性試験(混餌試験)報告書

試験番号：0422

FIGURES

FIGURES

- FIGURE 1 SURVIVAL ANIMAL RATE OF MALE MICE IN THE 2-YEAR FEED STUDY OF 2,4-DICHLORO-1-NITROBENZENE
- FIGURE 2 SURVIVAL ANIMAL RATE OF FEMALE MICE IN THE 2-YEAR FEED STUDY OF 2,4-DICHLORO-1-NITROBENZENE
- FIGURE 3 BODY WEIGHT CHANGES OF MALE MICE IN THE 2-YEAR FEED STUDY OF 2,4-DICHLORO-1-NITROBENZENE
- FIGURE 4 BODY WEIGHT CHANGES OF FEMALE MICE IN THE 2-YEAR FEED STUDY OF 2,4-DICHLORO-1-NITROBENZENE
- FIGURE 5 FOOD CONSUMPTION CHANGES OF MALE MICE IN THE 2-YEAR FEED STUDY OF 2,4-DICHLORO-1-NITROBENZENE
- FIGURE 6 FOOD CONSUMPTION CHANGES OF FEMALE MICE IN THE 2-YEAR FEED STUDY OF 2,4-DICHLORO-1-NITROBENZENE

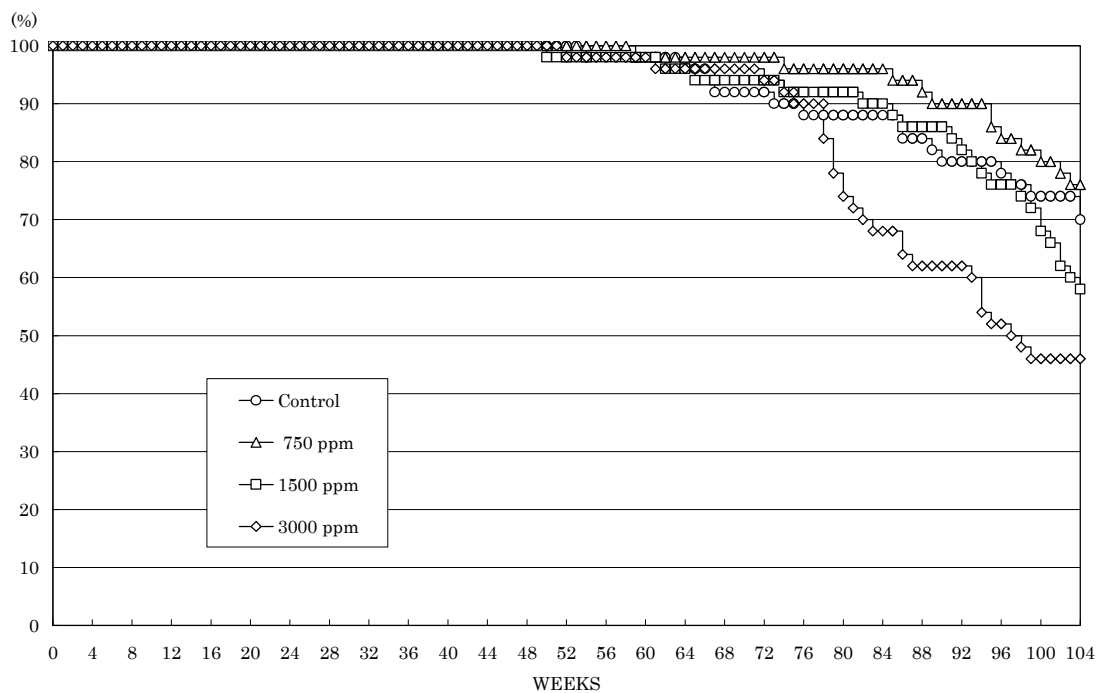


FIGURE 1 SURVIVAL ANIMAL RATE OF MALE MICE IN THE 2-YEAR FEED STUDY OF 2,4-DICHLORO-1-NITROBENZENE

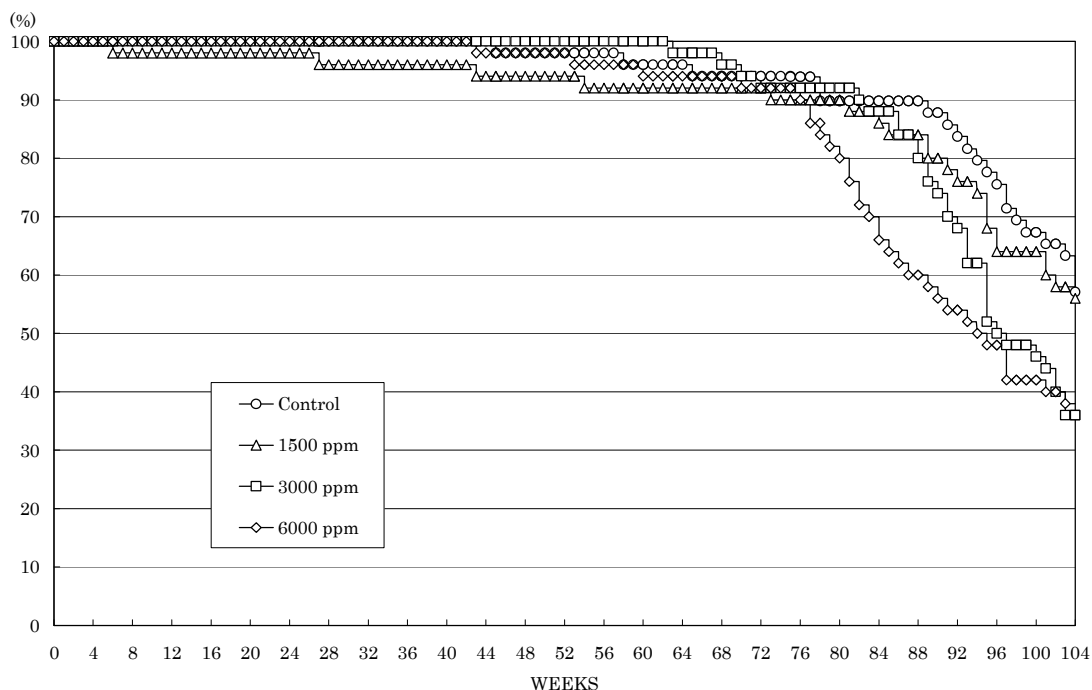


FIGURE 2 SURVIVAL ANIMAL RATE OF FEMALE MICE IN THE 2-YEAR FEED STUDY OF 2,4-DICHLORO-1-NITROBENZENE

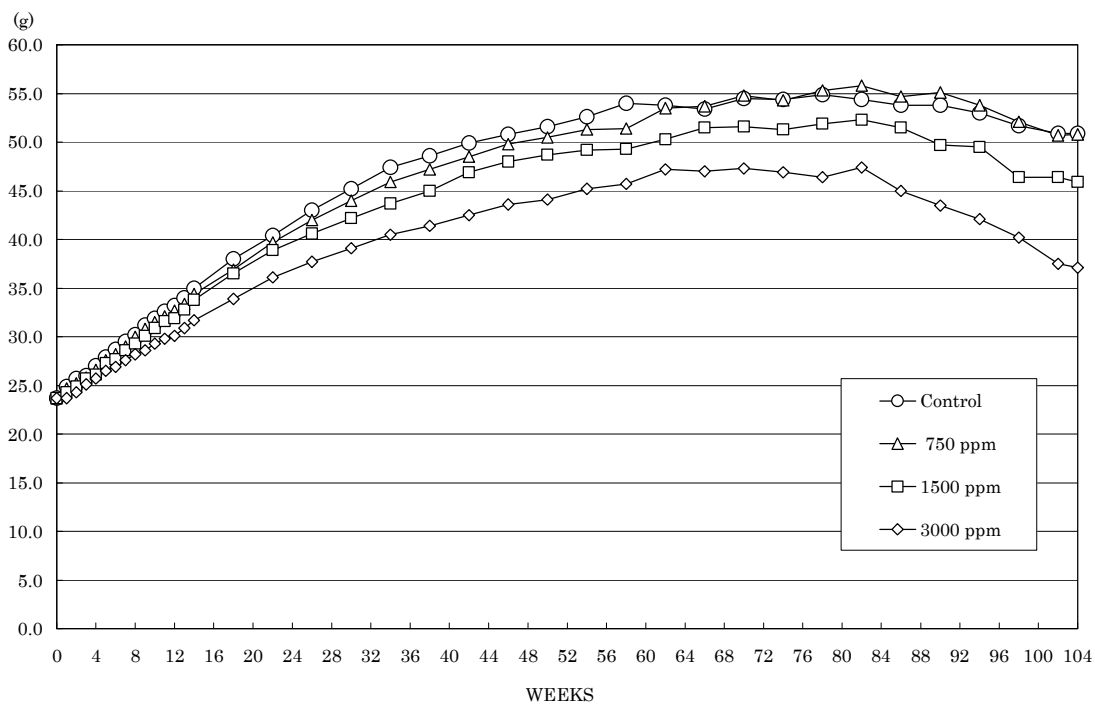


FIGURE 3 BODY WEIGHT CHANGES OF MALE MICE IN THE 2-YEAR FEED STUDY OF 2,4-DICHLORO-1-NITROBENZENE

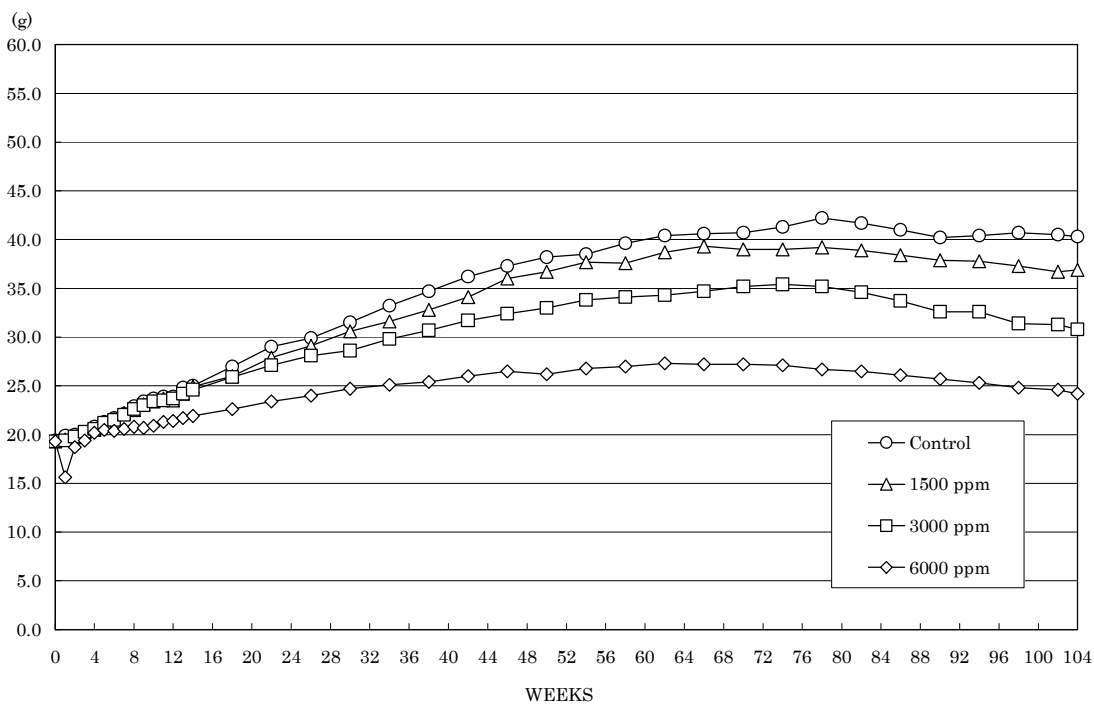


FIGURE 4 BODY WEIGHT CHANGES OF FEMALE MICE IN THE 2-YEAR FEED STUDY OF 2,4-DICHLORO-1-NITROBENZENE

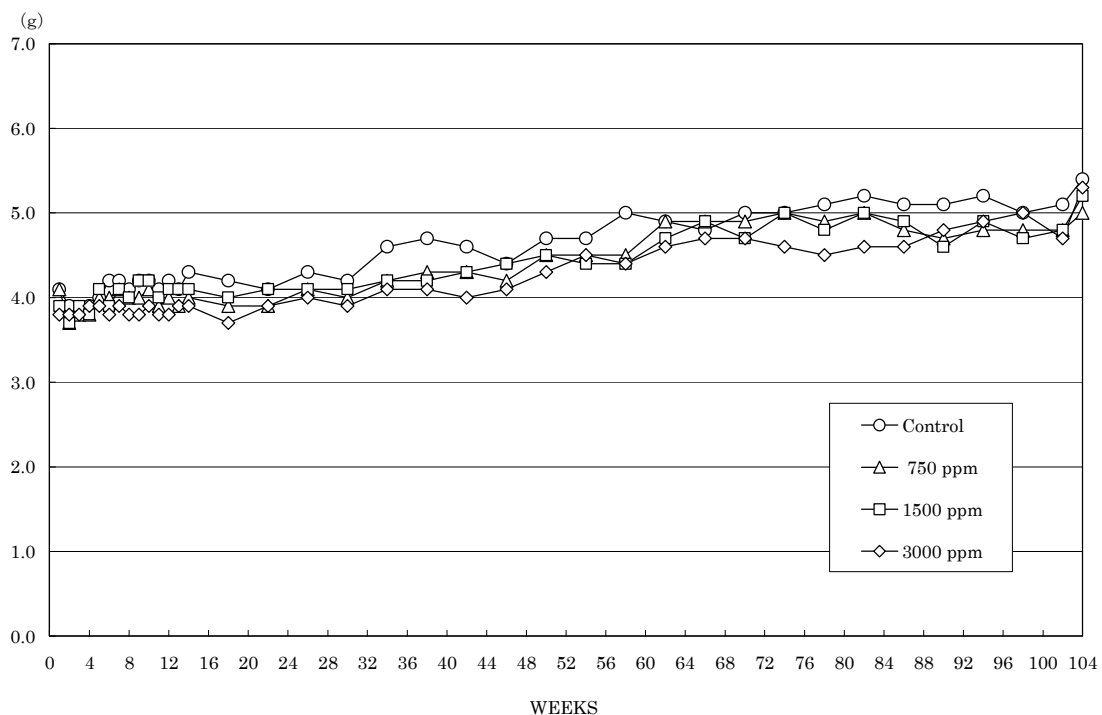


FIGURE 5 FOOD CONSUMPTION CHANGES OF MALE MICE IN THE 2-YEAR FEED STUDY OF 2,4-DICHLORO-1-NITROBENZENE

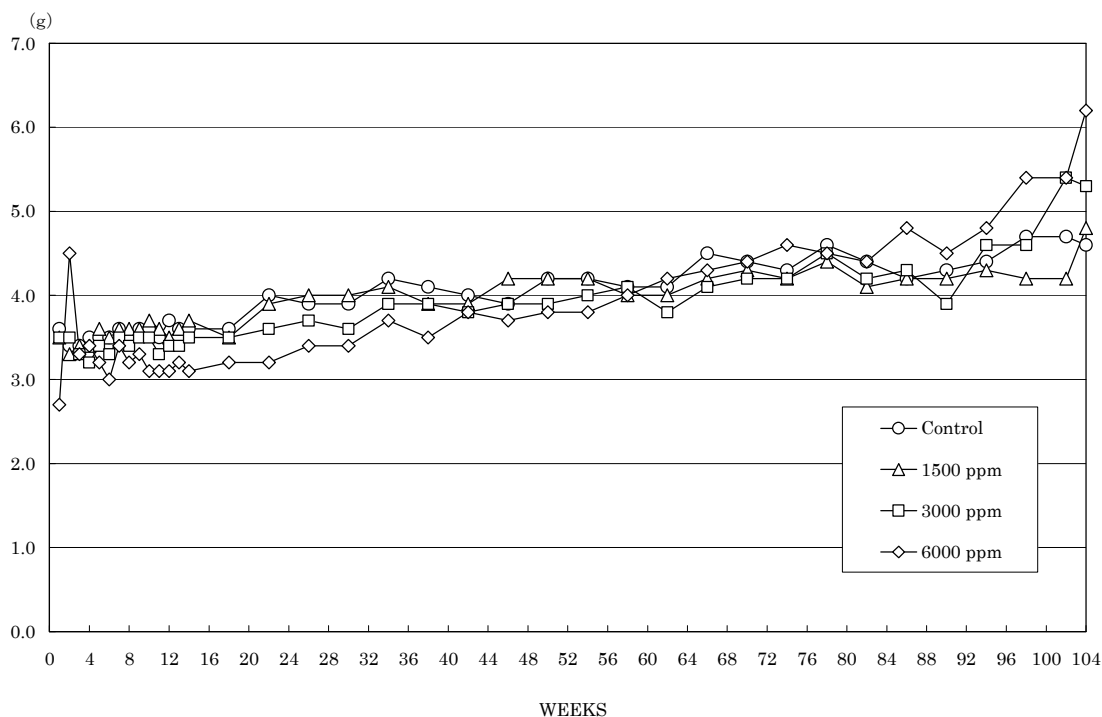


FIGURE 6 FOOD CONSUMPTION CHANGES OF FEMALE MICE IN THE 2-YEAR FEED STUDY OF 2,4-DICHLORO-1-NITROBENZENE