

2,4-ジクロロ-1-ニトロベンゼンのラットを用いた
経口投与によるがん原性試験(混餌試験)報告書

試験番号：0421

FIGURES

FIGURES

FIGURE 1 SURVIVAL ANIMAL RATE OF MALE RATS IN THE 2-YEAR FEED STUDY OF 2,4-DICHLORO-1-NITROBENZENE

FIGURE 2 SURVIVAL ANIMAL RATE OF FEMALE RATS IN THE 2-YEAR FEED STUDY OF 2,4-DICHLORO-1-NITROBENZENE

FIGURE 3 BODY WEIGHT CHANGES OF MALE RATS IN THE 2-YEAR FEED STUDY OF 2,4-DICHLORO-1-NITROBENZENE

FIGURE 4 BODY WEIGHT CHANGES OF FEMALE RATS IN THE 2-YEAR FEED STUDY OF 2,4-DICHLORO-1-NITROBENZENE

FIGURE 5 FOOD CONSUMPTION CHANGES OF MALE RATS IN THE 2-YEAR FEED STUDY OF 2,4-DICHLORO-1-NITROBENZENE

FIGURE 6 FOOD CONSUMPTION CHANGES OF FEMALE RATS IN THE 2-YEAR FEED STUDY OF 2,4-DICHLORO-1-NITROBENZENE

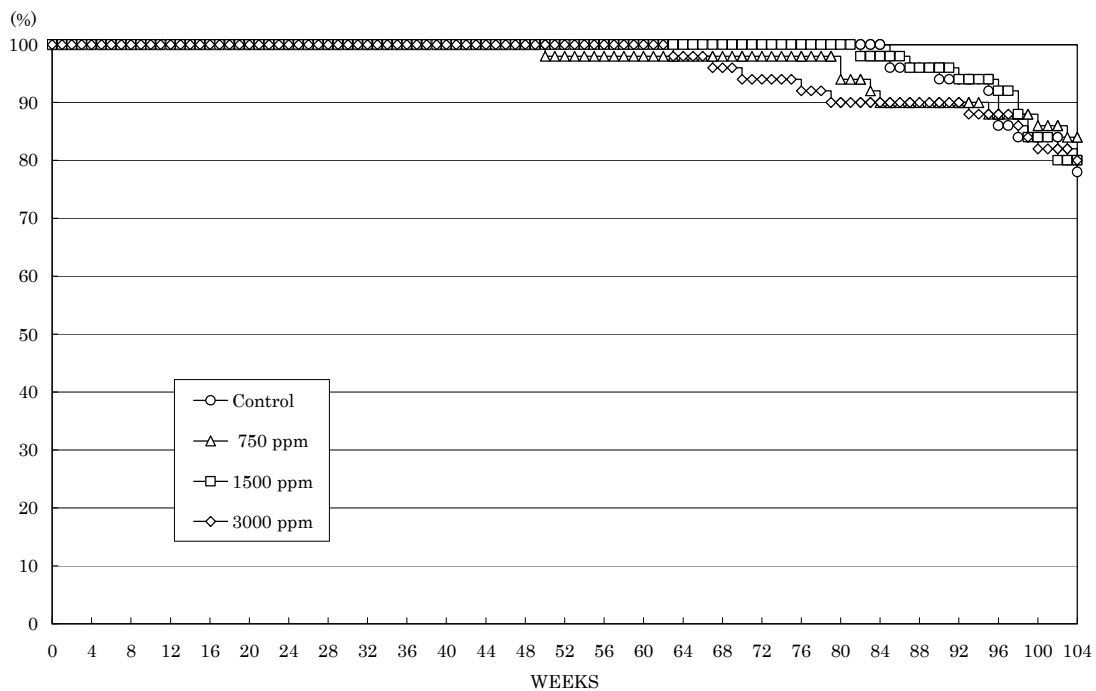


FIGURE 1 SURVIVAL ANIMAL RATE OF MALE RATS IN THE 2-YEAR FEED STUDY OF 2,4-DICHLORO-1-NITROBENZENE

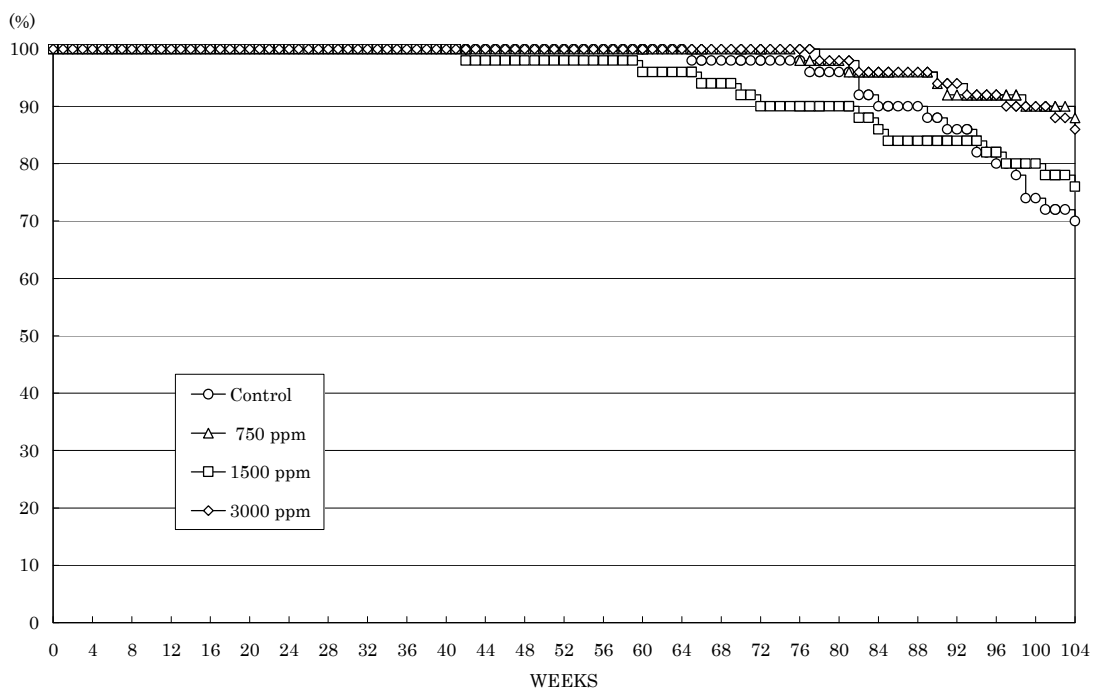


FIGURE 2 SURVIVAL ANIMAL RATE OF FEMALE RATS THE 2-YEAR FEED STUDY OF 2,4-DICHLORO-1-NITROBENZENE

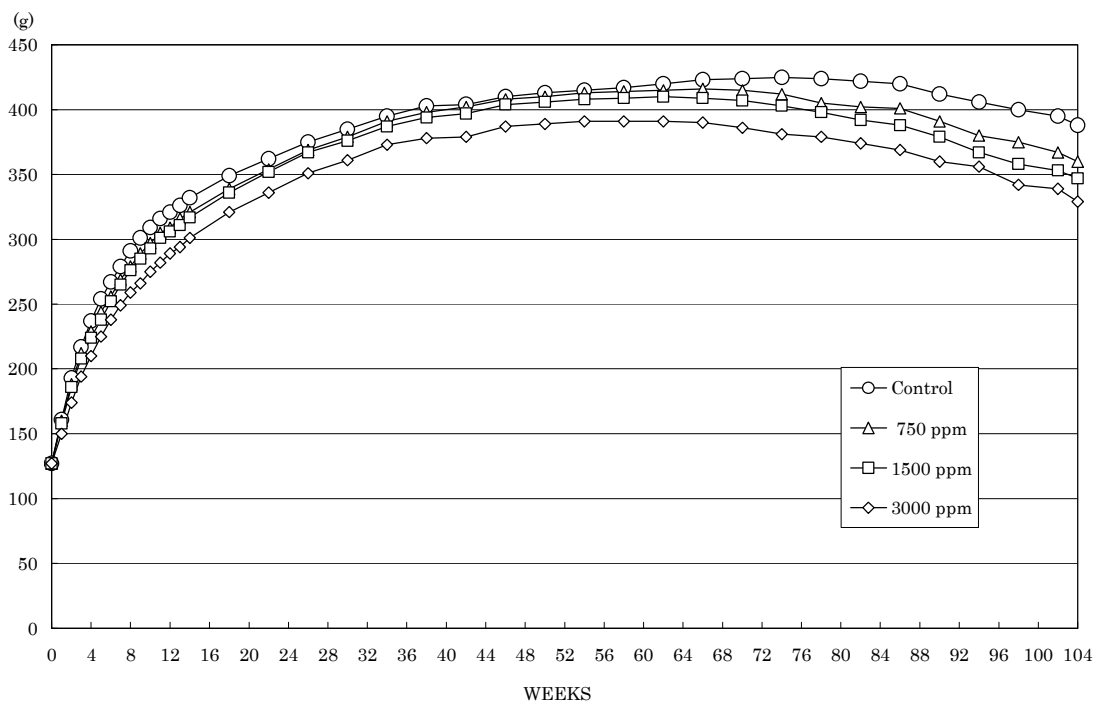


FIGURE 3 BODY WEIGHT CHANGES OF MALE RATS IN THE 2-YEAR FEED STUDY OF 2,4-DICHLORO-1-NITROBENZENE

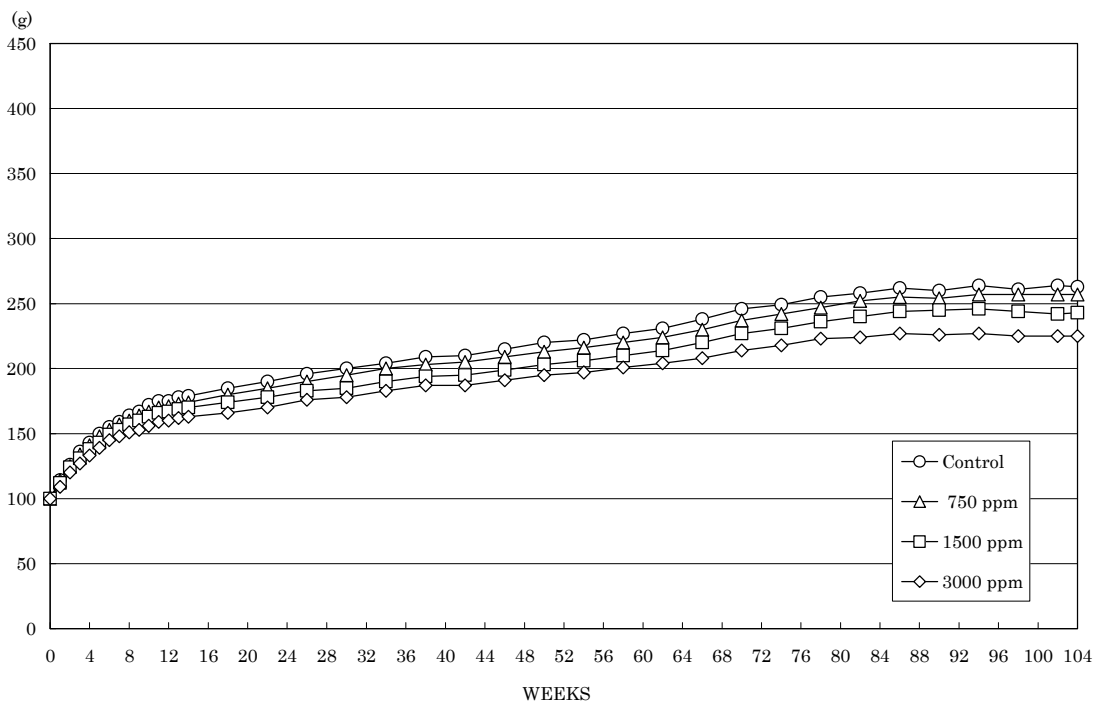


FIGURE 4 BODY WEIGHT CHANGES OF FEMALE RATS IN THE 2-YEAR FEED STUDY OF 2,4-DICHLORO-1-NITROBENZENE

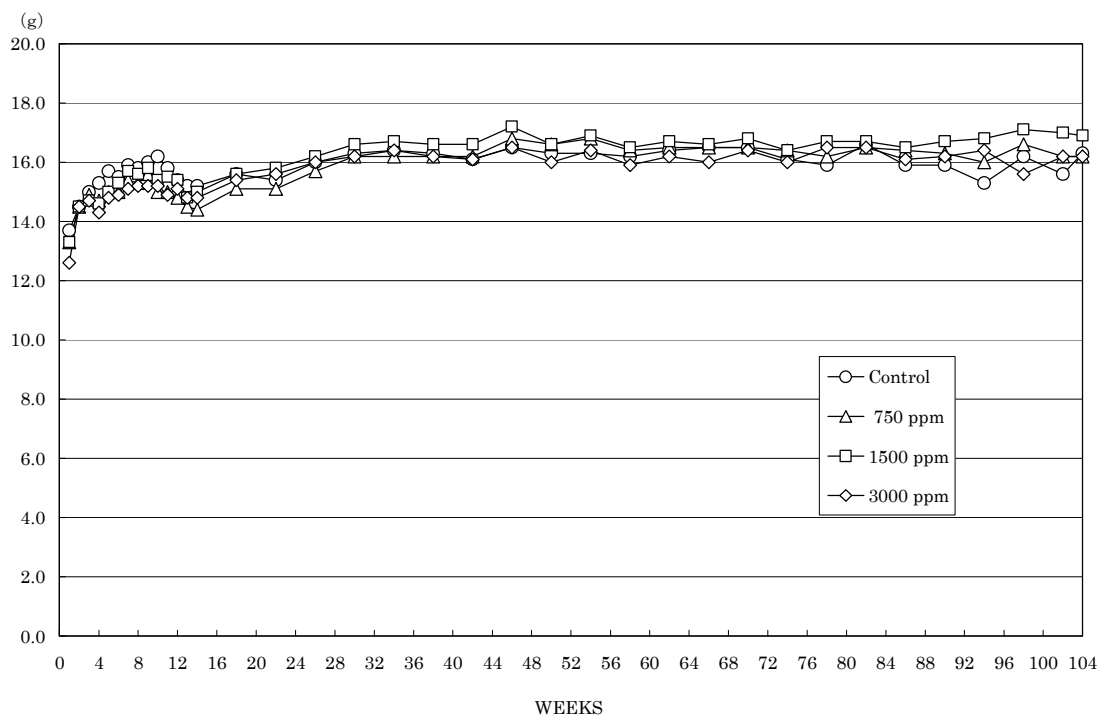


FIGURE 5 FOOD CONSUMPTION CHANGES OF MALE RATS IN THE 2-YEAR FEED STUDY OF 2,4-DICHLORO-1-NITROBENZENE

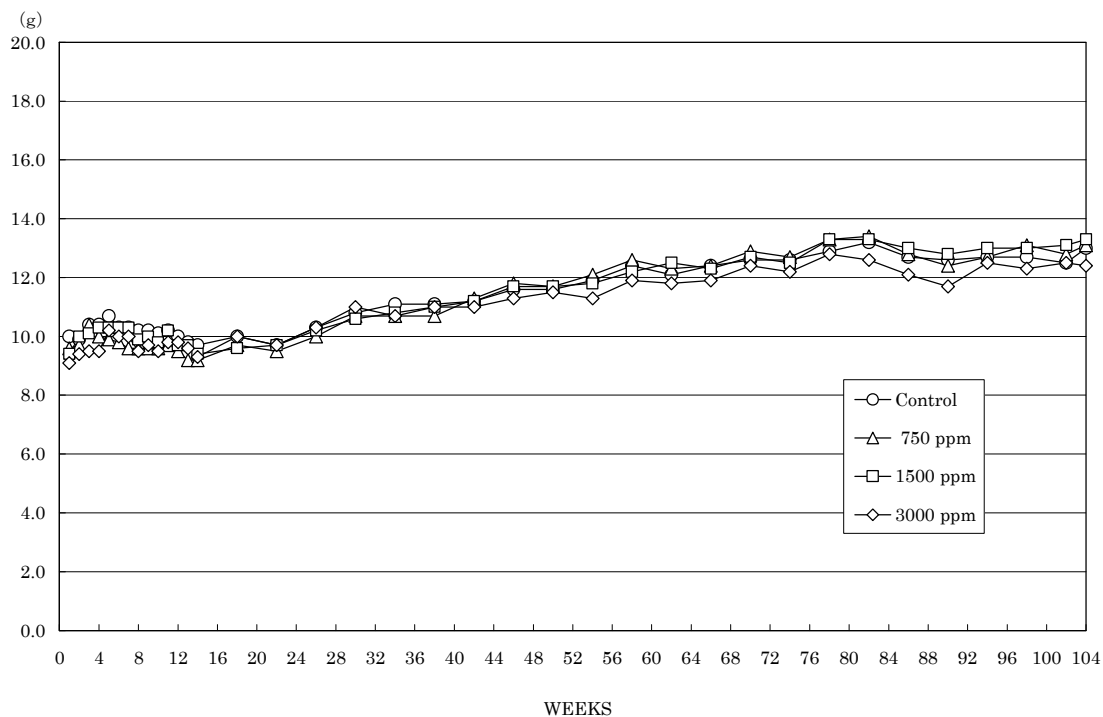


FIGURE 6 FOOD CONSUMPTION CHANGES OF FEMALE RATS IN THE 2-YEAR FEED STUDY OF 2,4-DICHLORO-1-NITROBENZENE