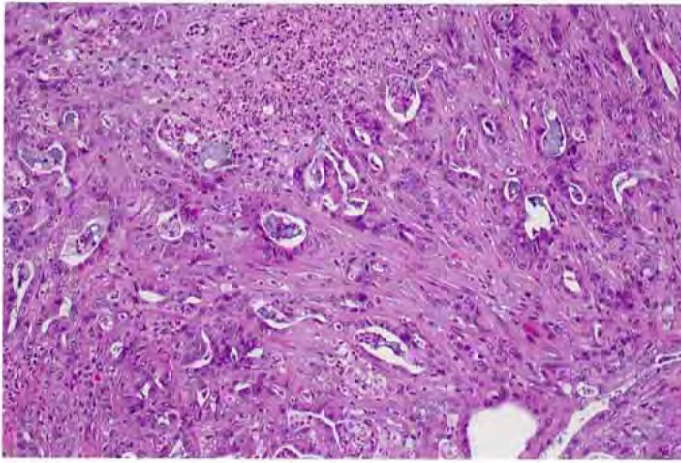


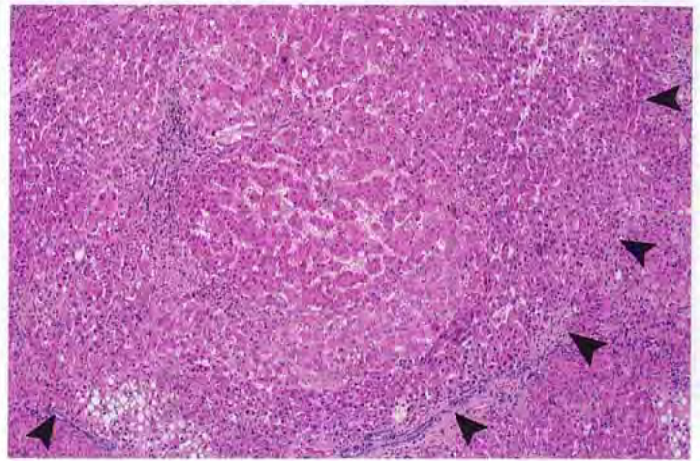
p-ニトロアニソールのラットを用いた
経口投与によるがん原性試験(混餌試験)報告書

試験番号：0401

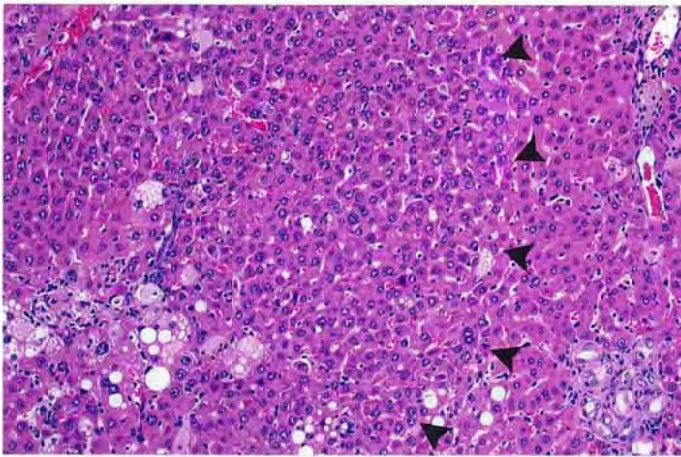
PHOTOGRAPHS



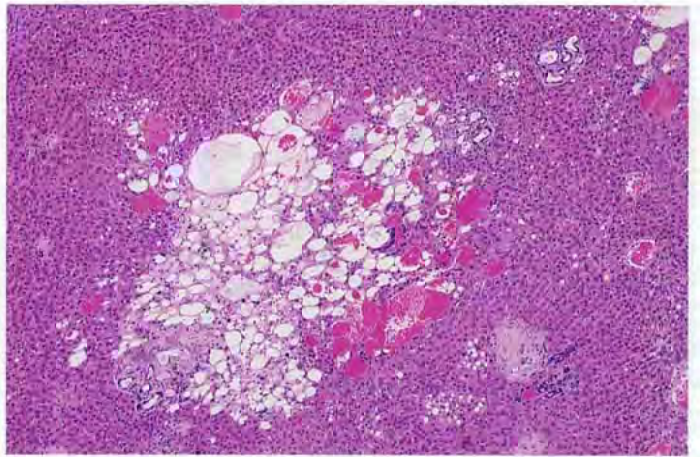
Photograph 1
Uterus: Adenocarcinoma.
Rat, Female, 8000ppm, Animal No. 0401-2311 (H&E)



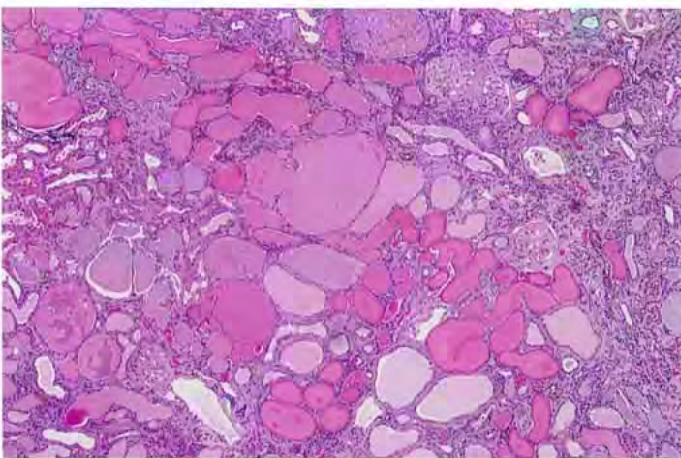
Photograph 2
Liver: Hepatocellular adenoma (arrow heads).
Rat, Male, 8000ppm, Animal No. 0401-1313 (H&E)



Photograph 3
Liver: Basophilic cell focus (arrow heads).
Rat, Male, 8000ppm, Animal No. 0401-1309 (H&E)



Photograph 4
Liver: Spongiosis hepatis.
Rat, Male, 8000ppm, Animal No. 0399-1349 (H&E)



Photograph 5
Kidney: Chronic nephropathy.
Rat, Male, 8000ppm, Animal No. 0401-1309 (H&E)