

o-フェニレンジアミン二塩酸塩のマウスを用いた
経口投与によるがん原性試験(混水試験)報告書

試験番号：0372

FIGURES

FIGURES

- FIGURE 1 SURVIVAL ANIMAL RATE OF MALE MICE IN THE 2-YEAR DRINKING WATER STUDY OF *o*-PHENYLENEDIAMINE DIHYDROCHLORIDE
- FIGURE 2 SURVIVAL ANIMAL RATE OF FEMALE MICE IN THE 2-YEAR DRINKING WATER STUDY OF *o*-PHENYLENEDIAMINE DIHYDROCHLORIDE
- FIGURE 3 BODY WEIGHT CHANGES OF MALE MICE IN THE 2-YEAR DRINKING WATER STUDY OF *o*-PHENYLENEDIAMINE DIHYDROCHLORIDE
- FIGURE 4 BODY WEIGHT CHANGES OF FEMALE MICE IN THE 2-YEAR DRINKING WATER STUDY OF *o*-PHENYLENEDIAMINE DIHYDROCHLORIDE
- FIGURE 5 WATER CONSUMPTION CHANGES OF MALE MICE IN THE 2-YEAR DRINKING WATER STUDY OF *o*-PHENYLENEDIAMINE DIHYDROCHLORIDE
- FIGURE 6 WATER CONSUMPTION CHANGES OF FEMALE MICE IN THE 2-YEAR DRINKING WATER STUDY OF *o*-PHENYLENEDIAMINE DIHYDROCHLORIDE
- FIGURE 7 FOOD CONSUMPTION CHANGES OF MALE MICE IN THE 2-YEAR DRINKING WATER STUDY OF *o*-PHENYLENEDIAMINE DIHYDROCHLORIDE
- FIGURE 8 FOOD CONSUMPTION CHANGES OF FEMALE MICE IN THE 2-YEAR DRINKING WATER STUDY OF *o*-PHENYLENEDIAMINE DIHYDROCHLORIDE

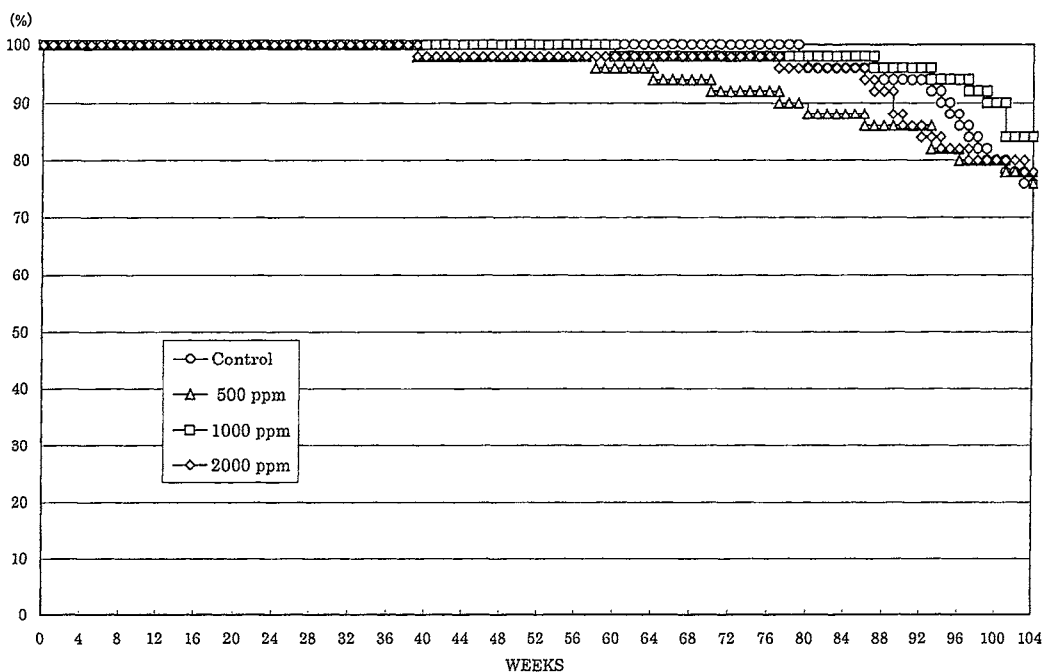


FIGURE 1 SURVIVAL ANIMAL RATE OF MALE MICE IN THE 2-YEAR DRINKING WATER STUDY OF *o*-PHENYLENEDIAMINE DIHYDROCHLORIDE

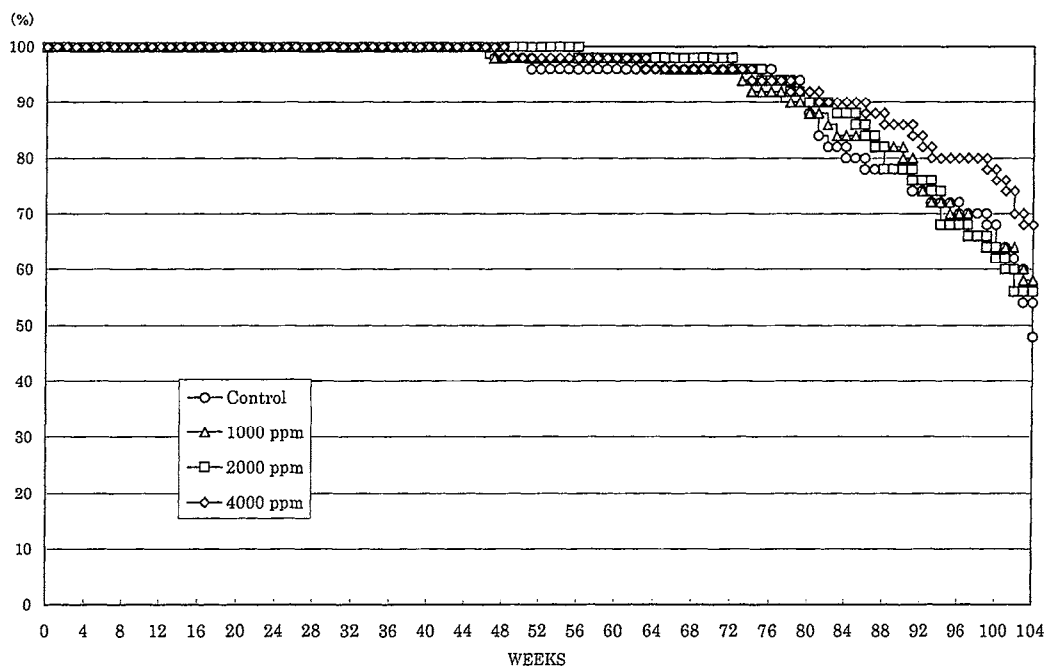


FIGURE 2 SURVIVAL ANIMAL RATE OF FEMALE MICE IN THE 2-YEAR DRINKING WATER STUDY OF *o*-PHENYLENEDIAMINE DIHYDROCHLORIDE

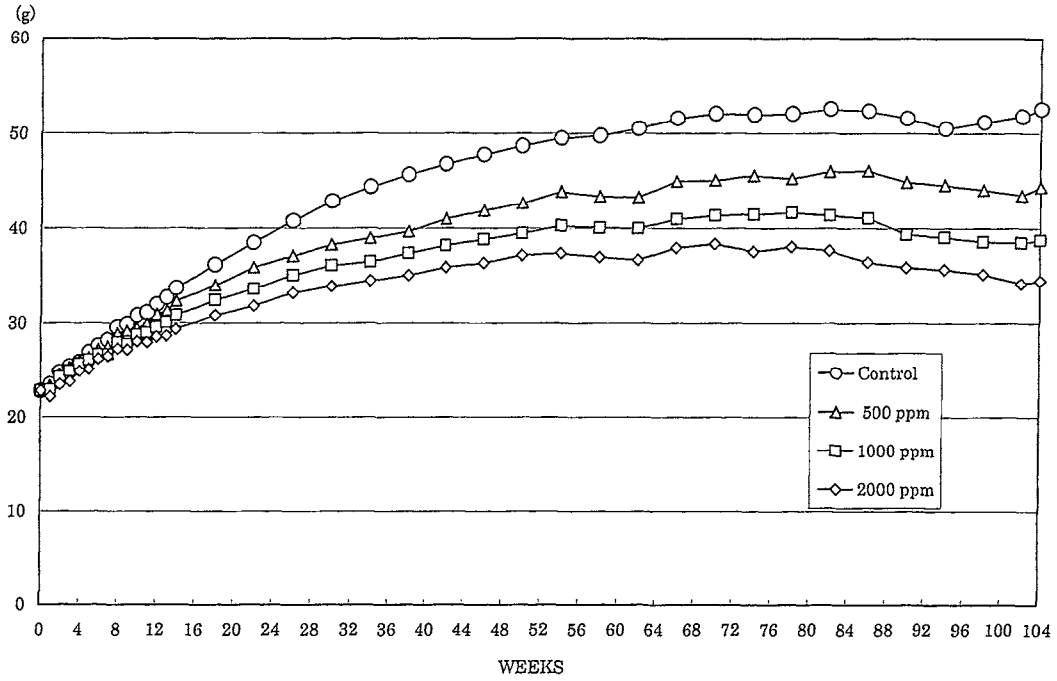


FIGURE 3 BODY WEIGHT CHANGES OF MALE MICE IN THE 2-YEAR DRINKING WATER STUDY OF *o*-PHENYLENEDIAMINE DIHYDROCHLORIDE

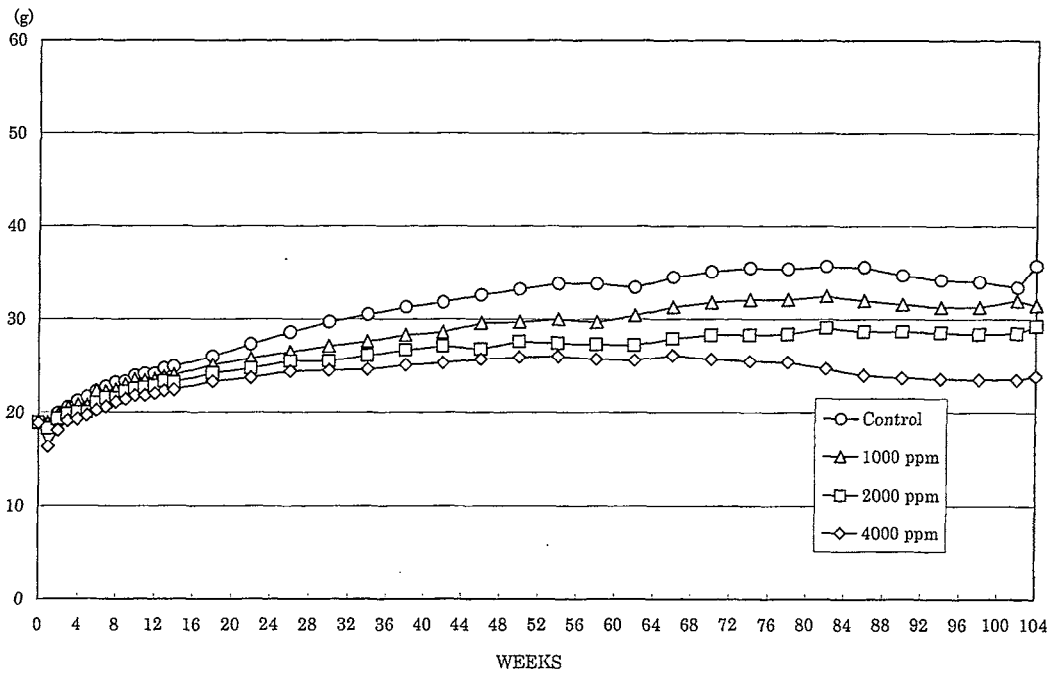


FIGURE 4 BODY WEIGHT CHANGES OF FEMALE MICE IN THE 2-YEAR DRINKING WATER STUDY OF *o*-PHENYLENEDIAMINE DIHYDROCHLORIDE

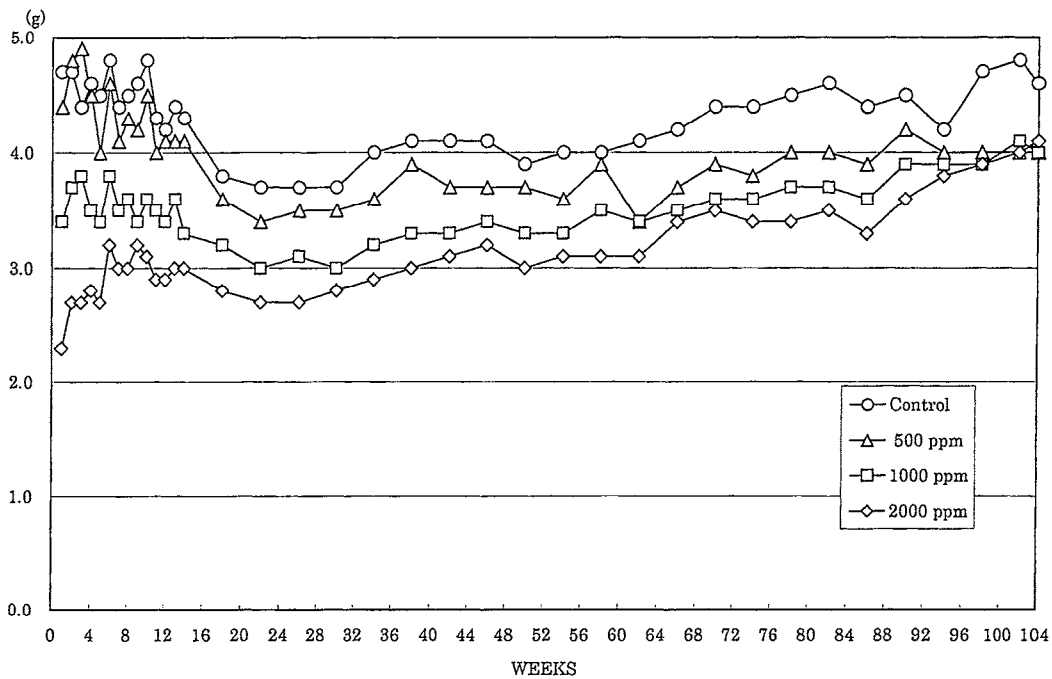


FIGURE 5 WATER CONSUMPTION CHANGES OF MALE MICE IN THE 2-YEAR DRINKING WATER STUDY OF *o*-PHENYLENEDIAMINE DIHYDROCHLORIDE

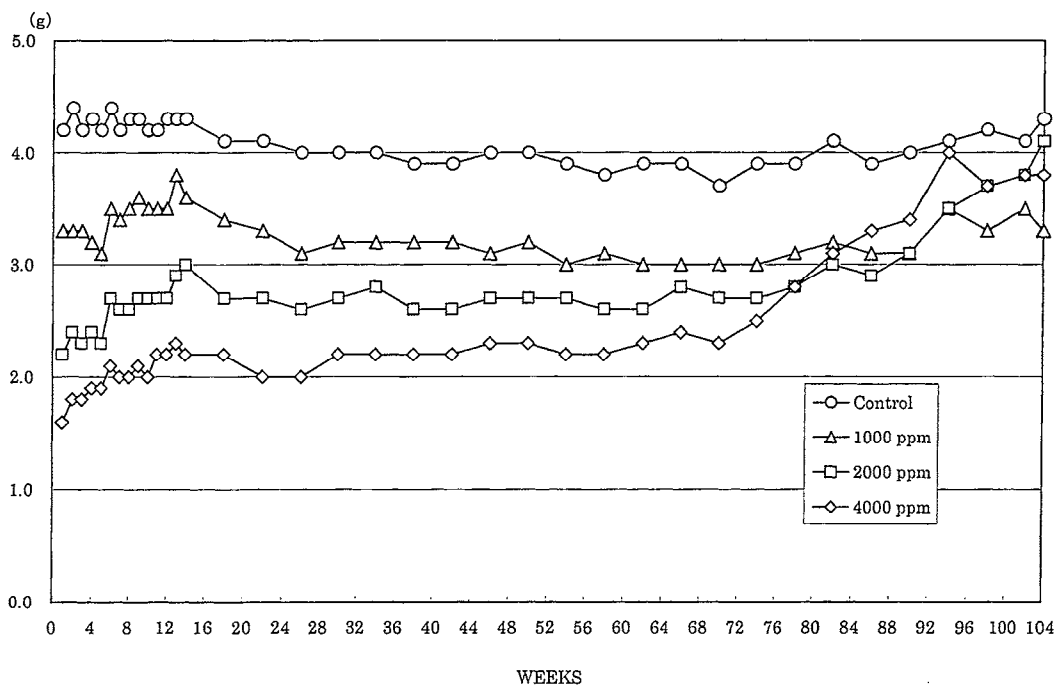


FIGURE 6 WATER CONSUMPTION CHANGES OF FEMALE MICE IN THE 2-YEAR DRINKING WATER STUDY OF *o*-PHENYLENEDIAMINE DIHYDROCHLORIDE

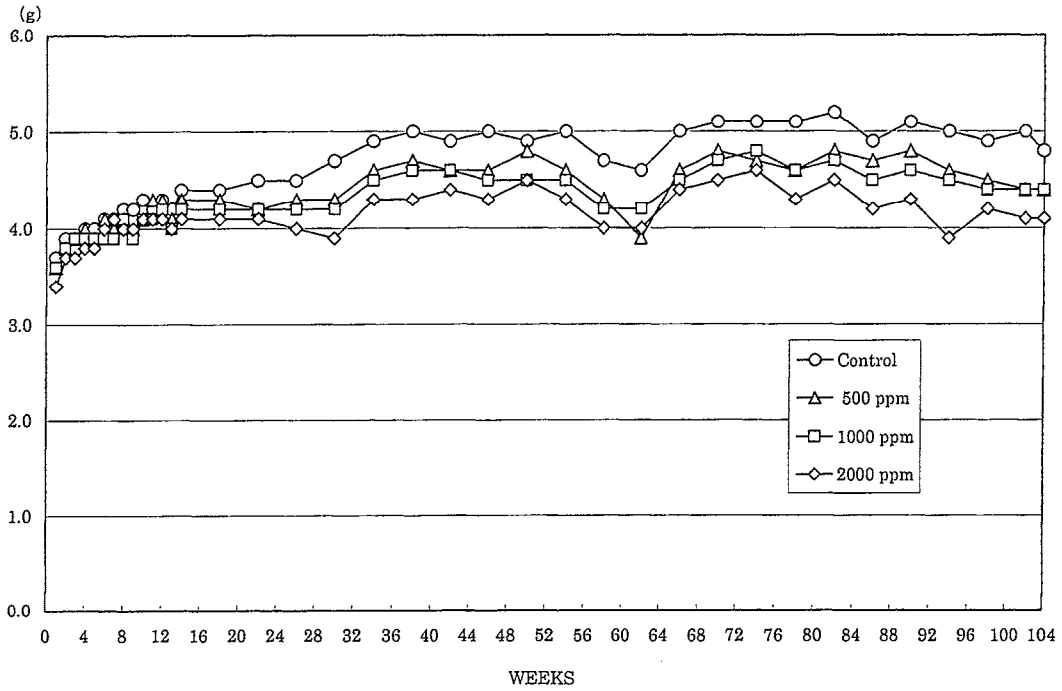


FIGURE 7 FOOD CONSUMPTION CHANGES OF MALE MICE IN THE 2-YEAR DRINKING WATER STUDY OF *o*-PHENYLENEDIAMINE DIHYDROCHLORIDE

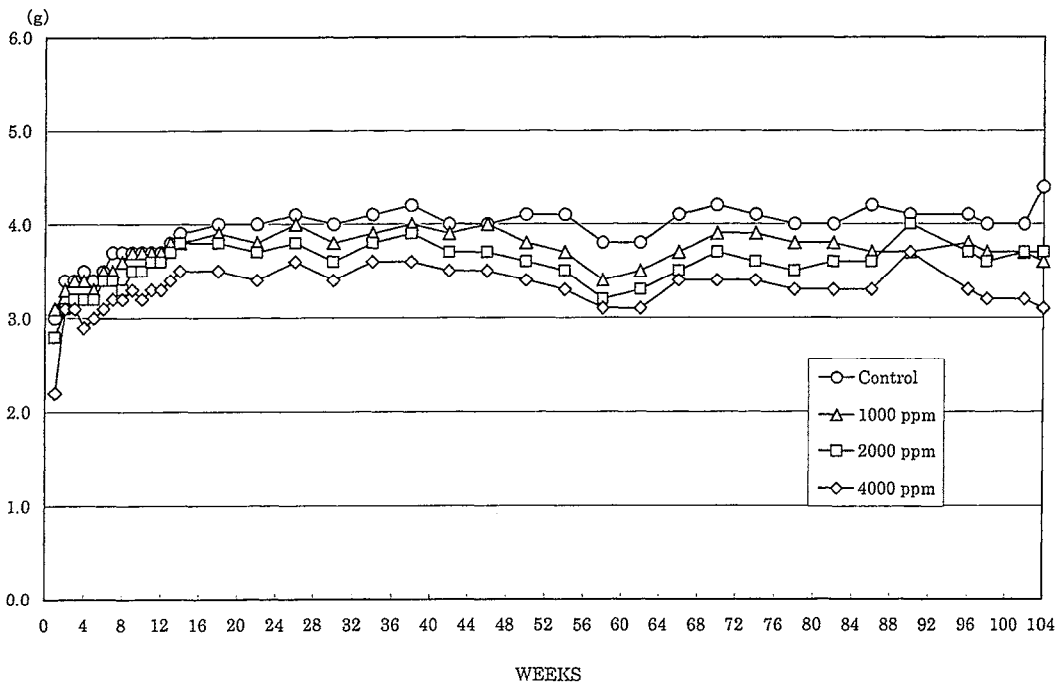


FIGURE 8 FOOD CONSUMPTION CHANGES OF FEMALE MICE IN THE 2-YEAR DRINKING WATER STUDY OF *o*-PHENYLENEDIAMINE DIHYDROCHLORIDE