

ジクロロメタンのマウスを用いた
吸入によるがん原性試験報告書

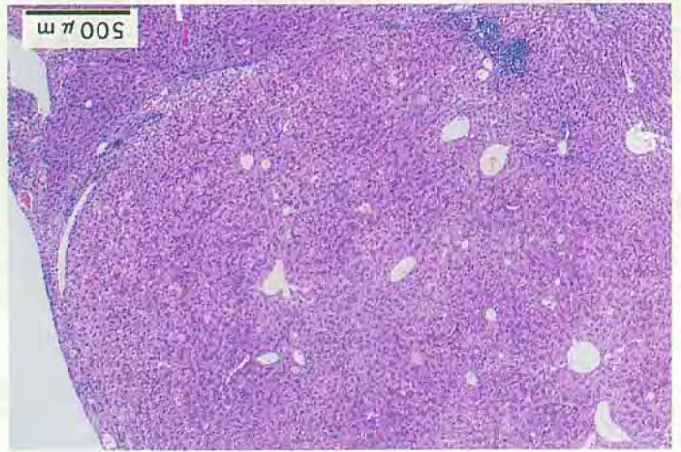
試験番号：0279

PHOTOGRAPHS

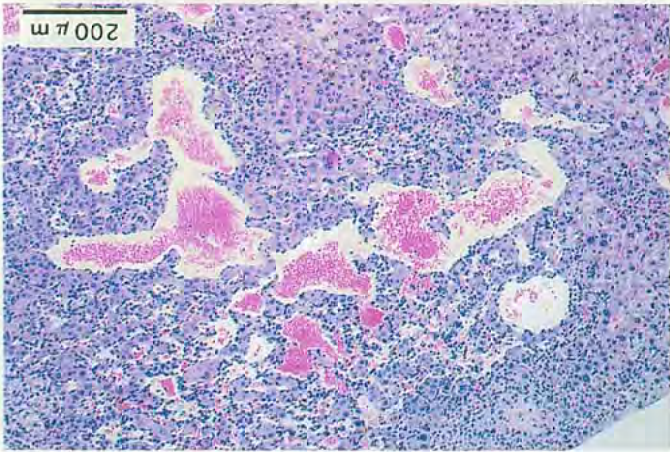
PHOTOGRAPHS

- PHOTOGRAPH 1 LUNG : BRONCHIOLAR-ALVEOLAR CARCINOMA
MALE, 4000ppm, ANIMAL No. 1303 (H&E)
- PHOTOGRAPH 2 LUNG : BRONCHIOLAR-ALVEOLAR CARCINOMA
FEMALE, 4000ppm, ANIMAL No. 2305 (H&E)
- PHOTOGRAPH 3 LUNG : HYPERPLASIA : TERMINAL BRONCHIOLE
MALE, 4000ppm, ANIMAL No. 1303 (H&E)
- PHOTOGRAPH 4 LIVER : HEPATOCELLULAR CARCINOMA
MALE, 4000ppm, ANIMAL No. 1313 (H&E)
- PHOTOGRAPH 5 LIVER : HEPATOCELLULAR ADENOMA
MALE, 4000ppm, ANIMAL No. 1344 (H&E)
- PHOTOGRAPH 6 LIVER : HEMANGIOMA
FEMALE, 4000ppm, ANIMAL No. 2304 (H&E)
- PHOTOGRAPH 7 LIVER : VACUOLIC CHANGE : PERIPHERAL(MODERATE)
MALE, 4000ppm, ANIMAL No. 1346 (H&E)

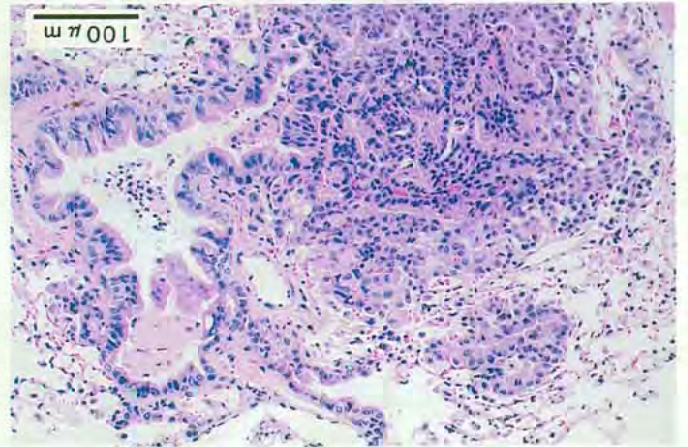
PHOTOGRAPH, 5



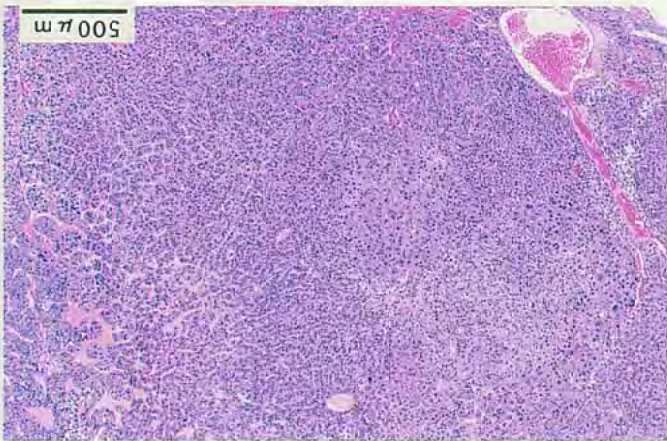
PHOTOGRAPH, 6



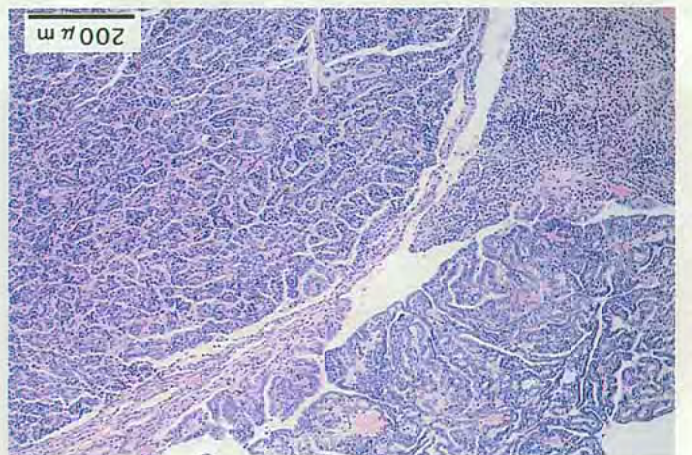
PHOTOGRAPH, 3



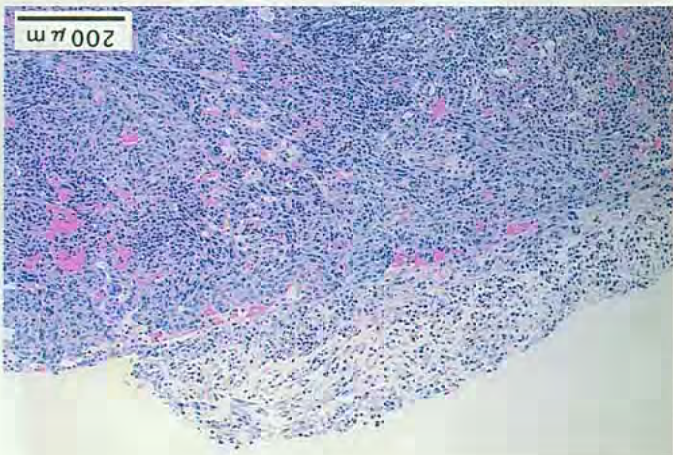
PHOTOGRAPH, 4



PHOTOGRAPH, 1



PHOTOGRAPH, 2



PHOTOGRAPH. 7

