

グリオキサルのラットを用いた経口投与による
がん原性試験（混水試験）報告書

試験番号：0267

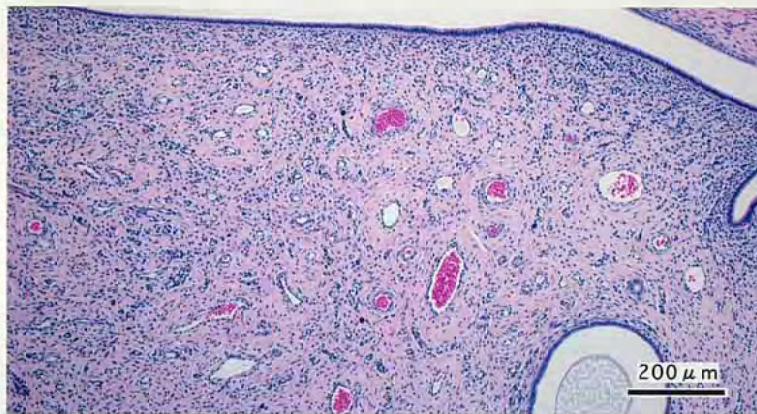
PHOTOGRAPHS

PHOTOGRAPHS

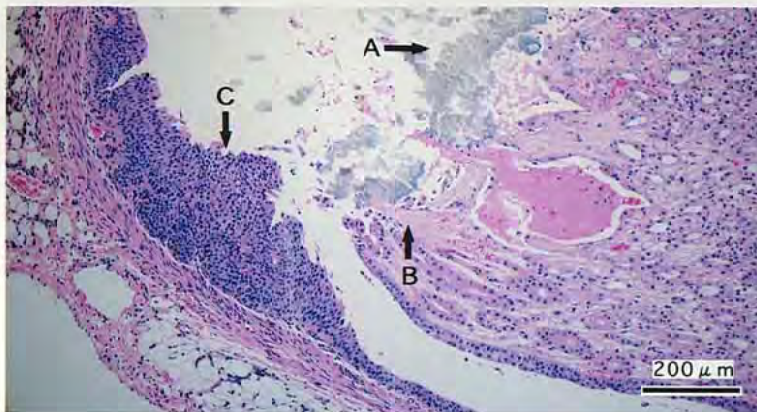
- PHOTOGRAPH 1 UTERUS : ENDOMETRIAL STROMAL POLYP
FEMALE, 3000ppm, ANIMAL No. 2339 (H&E)
- PHOTOGRAPH 2 UTERUS : ENDOMETRIAL STROMAL POLYP
FEMALE, 3000ppm, ANIMAL No. 2339 (H&E)
- PHOTOGRAPH 3 KIDNEY :
DEPOSIT OF CRYSTAL (arrow A)
NECROSIS : PAPILLA (arrow B)
HYPERPLASIA : PELVIS (arrow C)
MALE, 3000ppm, ANIMAL No. 2308 (H&E)
- PHOTOGRAPH 4 LUNG : ACCUMURATION OF FOAMY CELLS (arrow head)
FEMALE, 3000ppm, ANIMAL No. 2320 (H&E)



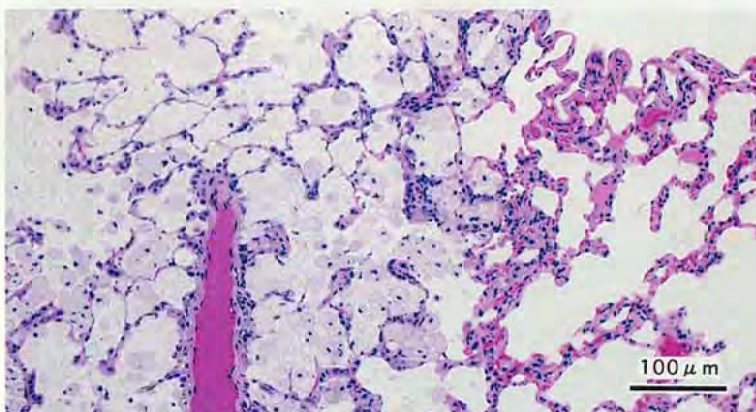
PHOTOGRAPH. 1



PHOTOGRAPH. 2



PHOTOGRAPH. 3



PHOTOGRAPH. 4