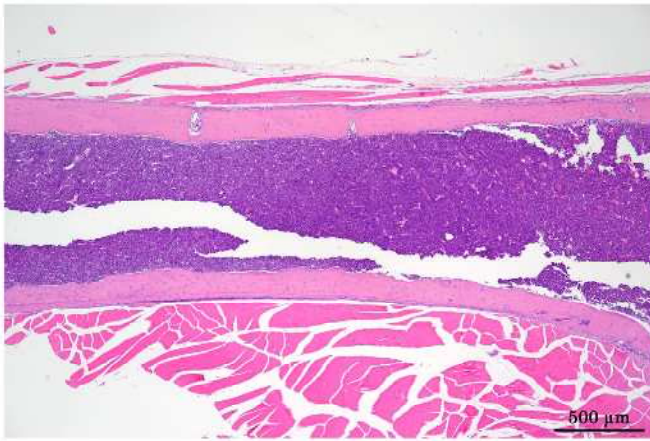


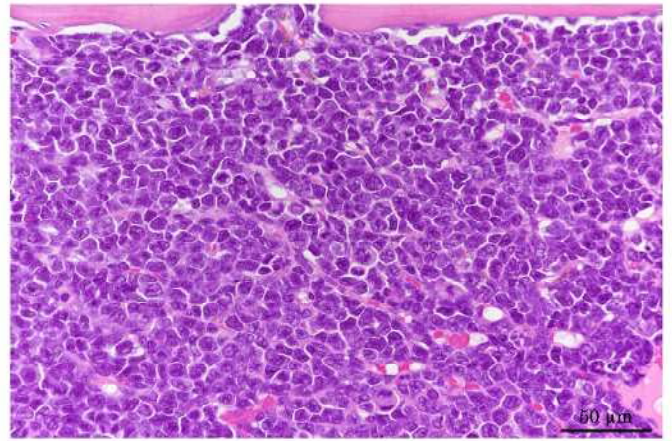
1,3,5-トリス (2,3-エポキシプロピル) ヘキサヒドロ-1,3,5-トリアジン-  
2,4,6-トリオンの p53 KO マウスを用いた強制経口投与による  
中期発がん性試験報告書

試験番号 : 0923, 0924

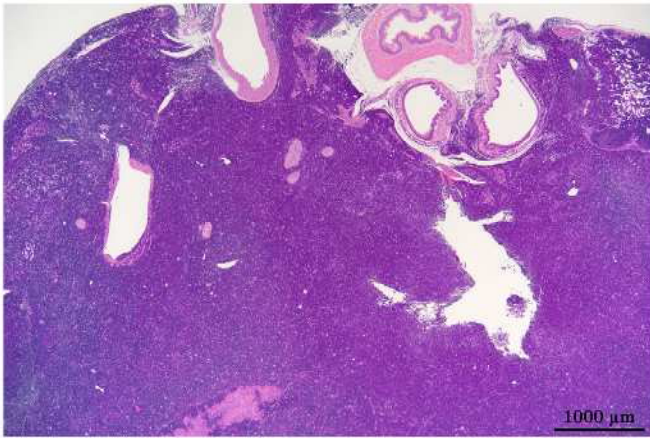
# PHOTOGRAPHS



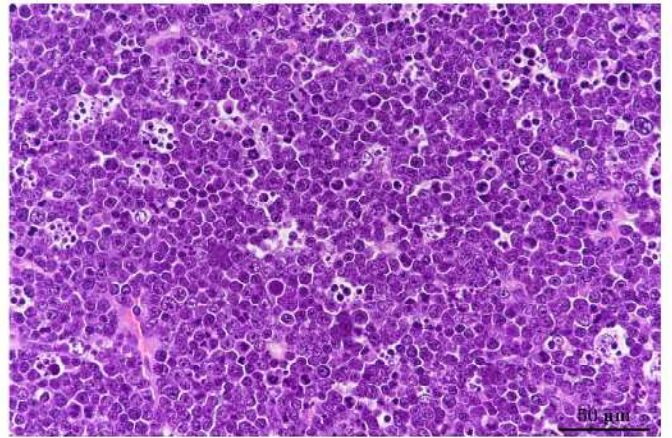
Photograph 1  
Bone marrow: myelogenous leukemia  
Mouse, Male, 30 mg/kg, Animal No. 0923-1323 (H&E)  
Bar: 500 μm



Photograph 2  
High magnification of photograph 1  
Bar: 50 μm



Photograph 3  
Thymus: malignant lymphoma  
Mouse, Male, 30 mg/kg, Animal No. 0923-1318 (H&E)  
Bar: 1000 μm



Photograph 4  
High magnification of photograph 3  
Bar: 50 μm