

二酸化窒素の rasH2 マウスを用いた吸入による
中期がん原性試験報告書

試験番号 : 0905

FIGURES

FIGURES

- FIGURE 1 SURVIVAL ANIMAL RATE OF MALE *rasH2* MICE IN THE 26-WEEK CARCINOGENICITY STUDY OF NITROGEN DIOXIDE (INHALATION STUDY)
- FIGURE 2 SURVIVAL ANIMAL RATE OF FEMALE *rasH2* MICE IN THE 26-WEEK CARCINOGENICITY STUDY OF NITROGEN DIOXIDE (INHALATION STUDY)
- FIGURE 3 BODY WEIGHT CHANGES OF MALE *rasH2* MICE IN THE 26-WEEK CARCINOGENICITY STUDY OF NITROGEN DIOXIDE (INHALATION STUDY)
- FIGURE 4 BODY WEIGHT CHANGES OF FEMALE *rasH2* MICE IN THE 26-WEEK CARCINOGENICITY STUDY OF NITROGEN DIOXIDE (INHALATION STUDY)
- FIGURE 5 FOOD CONSUMPTION CHANGES OF MALE *rasH2* MICE IN THE 26-WEEK CARCINOGENICITY STUDY OF NITROGEN DIOXIDE (INHALATION STUDY)
- FIGURE 6 FOOD CONSUMPTION CHANGES OF FEMALE *rasH2* MICE IN THE 26-WEEK CARCINOGENICITY STUDY OF NITROGEN DIOXIDE (INHALATION STUDY)

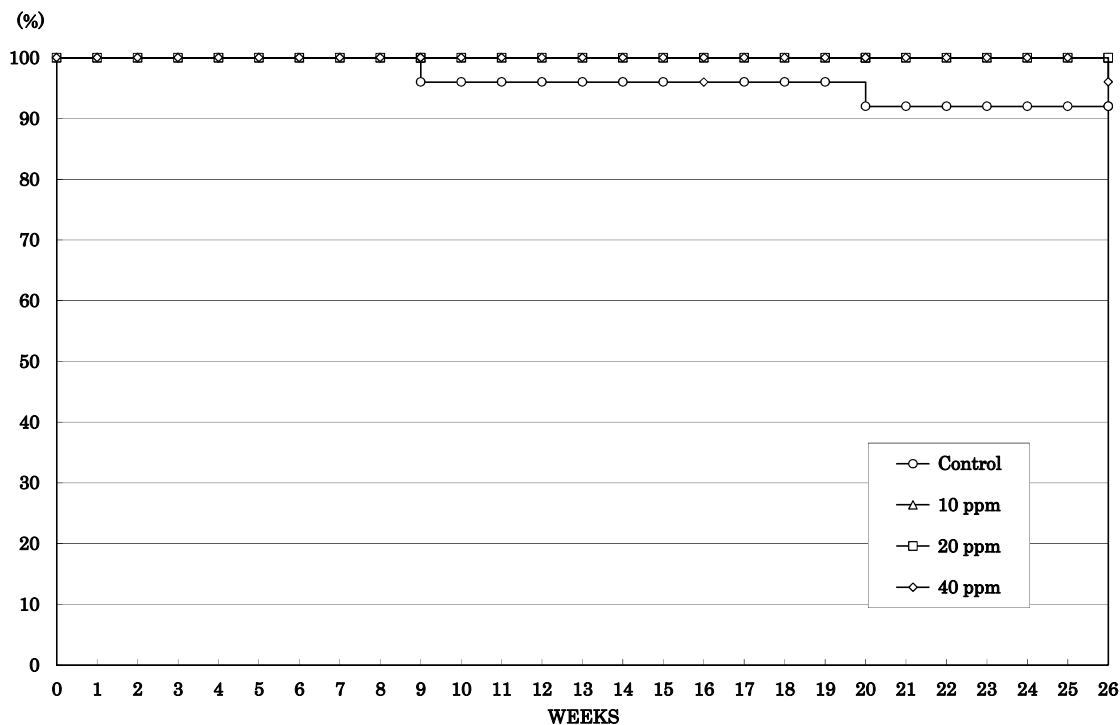


FIGURE 1 SURVIVAL ANIMAL RATE OF MALE *rasH2* MICE IN THE 26-WEEK CARCINOGENICITY STUDY OF NITROGEN DIOXIDE (INHALATION STUDY)

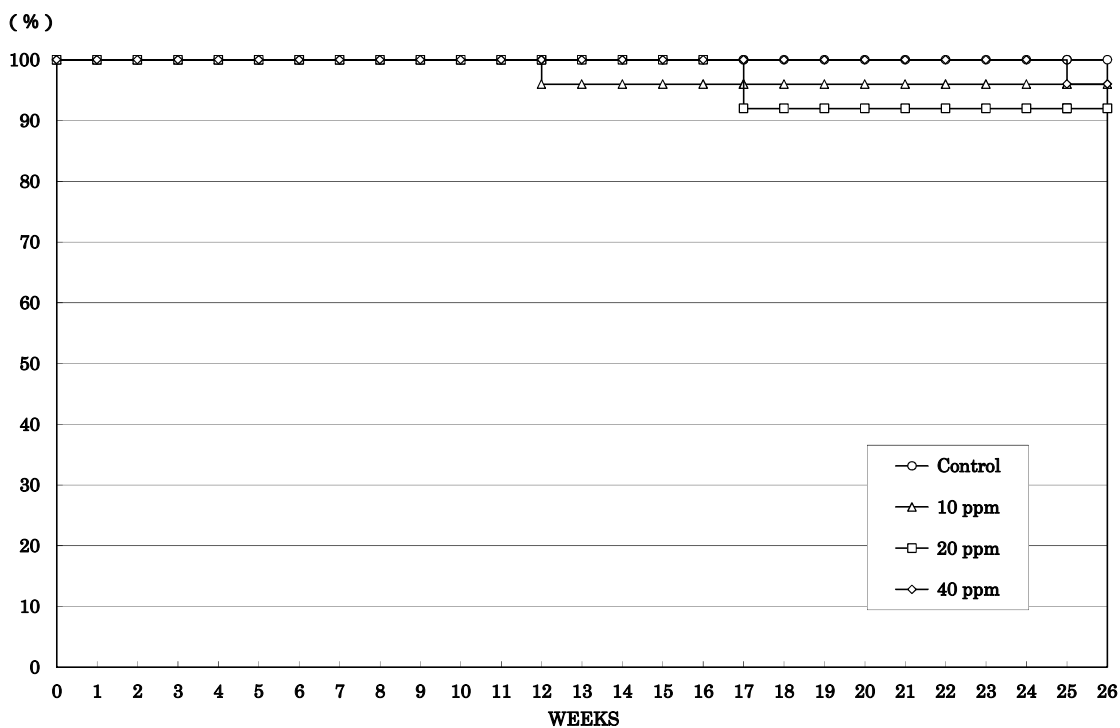


FIGURE 2 SURVIVAL ANIMAL RATE OF FEMALE *rasH2* MICE IN THE 26-WEEK CARCINOGENICITY STUDY OF NITROGEN DIOXIDE (INHALATION STUDY)

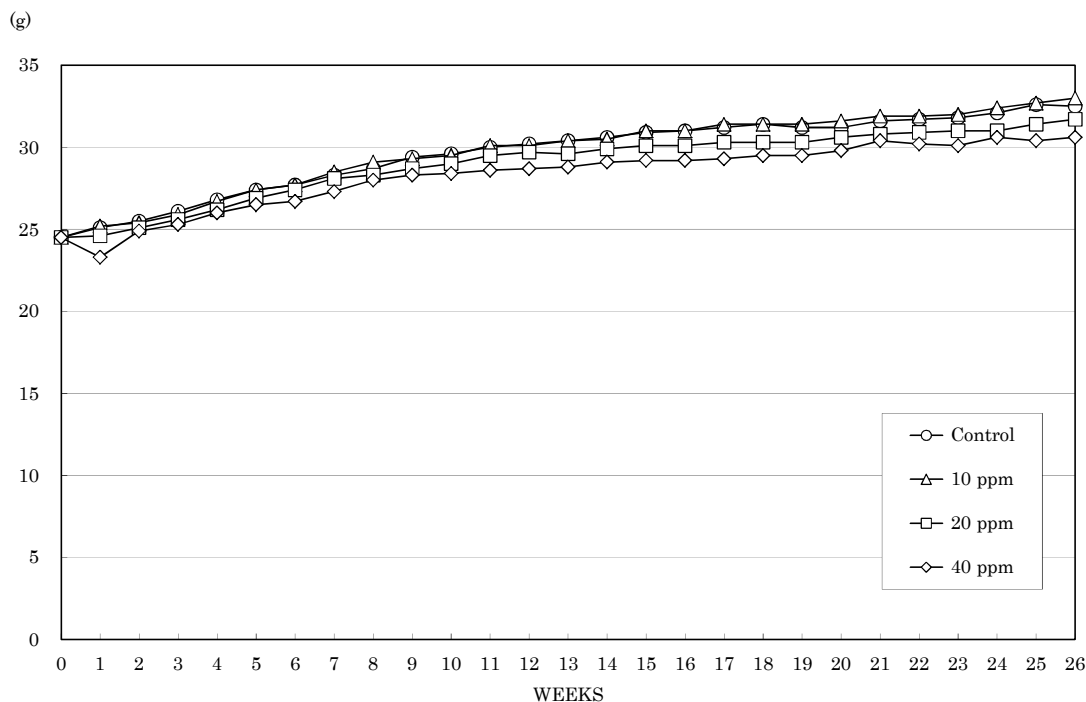


FIGURE 3 BODY WEIGHT CHANGES OF MALE *rasH2* MICE IN THE 26-WEEK CARCINOGENICITY STUDY OF NITROGEN DIOXIDE (INHALATION STUDY)

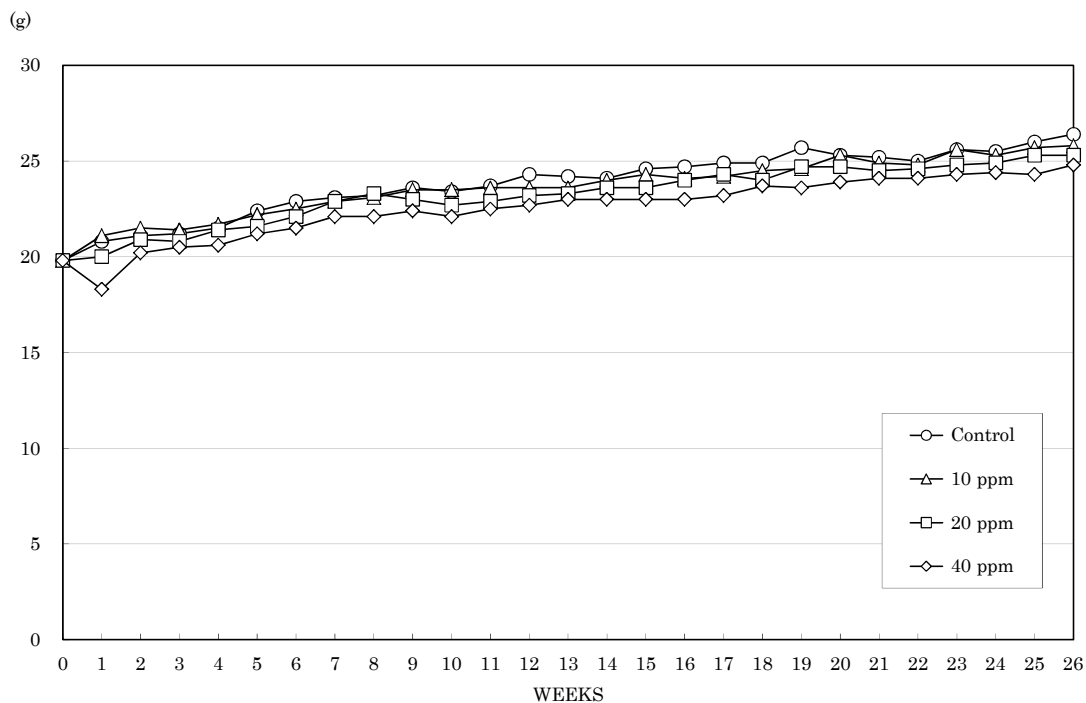


FIGURE 4 BODY WEIGHT CHANGES OF FEMALE *rasH2* MICE IN THE 26-WEEK CARCINOGENICITY STUDY OF NITROGEN DIOXIDE (INHALATION STUDY)

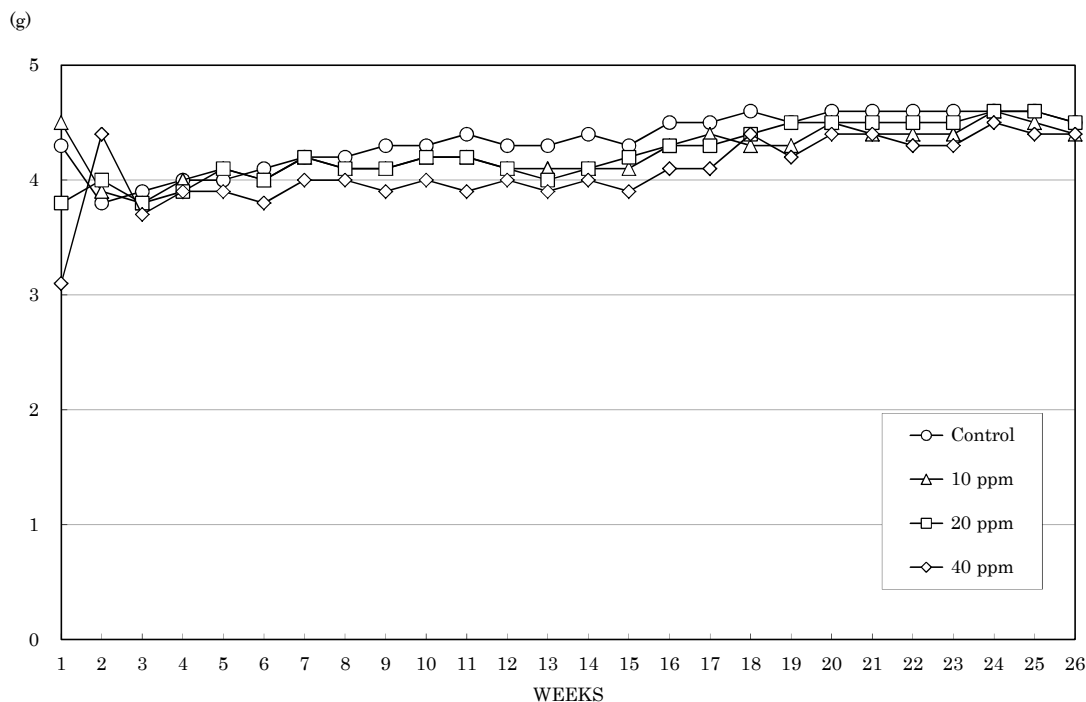


FIGURE 5 FOOD CONSUMPTION CHANGES OF MALE *rasH2* MICE IN THE 26-WEEK CARCINOGENICITY STUDY OF NITROGEN DIOXIDE (INHALATION STUDY)

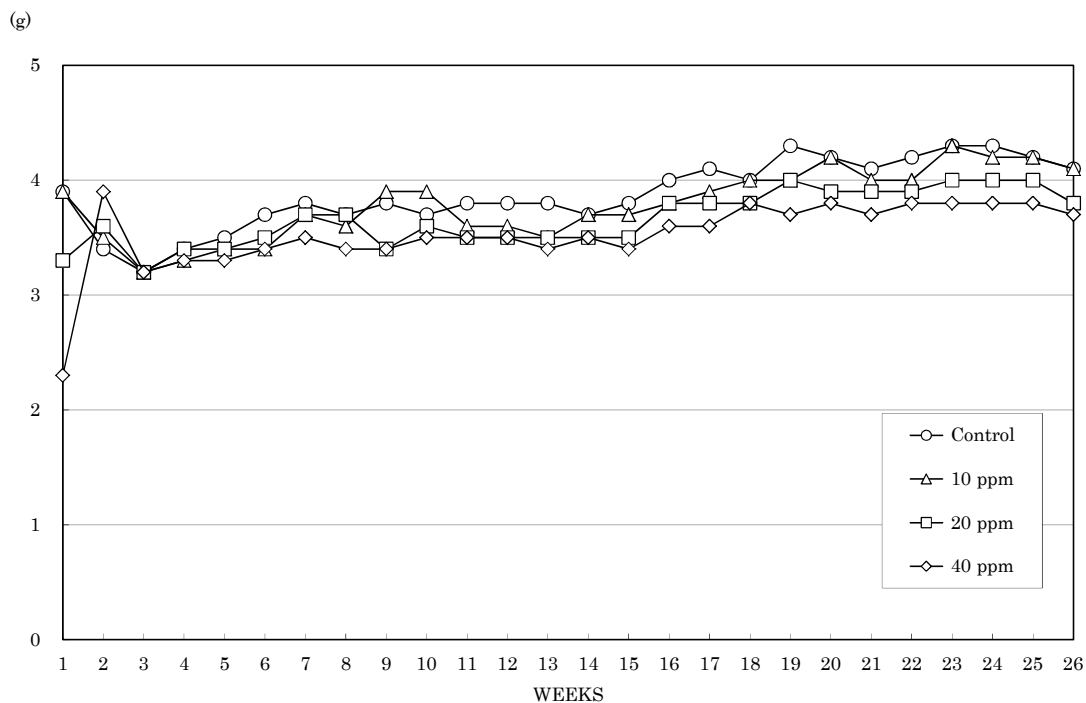


FIGURE 6 FOOD CONSUMPTION CHANGES OF FEMALE *rasH2* MICE IN THE 26-WEEK CARCINOGENICITY STUDY OF NITROGEN DIOXIDE (INHALATION STUDY)